

# ***COUNTY of CLAY, TEXAS***

**Clay County Courthouse Annex  
214 North Main Street  
Henrietta, Texas 76365**

**The Clay County Commissioners' Court conducted a Public Hearing on a Proposal to keep the Total Tax Revenues of Clay County the same as FY2016, and of that amount \$50,581 is Tax Revenues to be raised from new property added to the tax roll this year.**

**The Public Meeting was held on September 6, 2016.**

**At the conclusion of the Public Hearing on September 6, 2016, the FY2017 Budget was formally adopted and the tax rate set at \$ 0.71057.**

	2016	2017
<b>Property Tax Rate</b>	<b>.65518</b>	<b>.71057</b>
<b>Effective Tax Rate</b>	<b>.64686</b>	<b>.71057</b>
<b>Effective M&amp;O</b>	<b>.49399</b>	<b>.54938</b>
<b>Rollback Tax Rate</b>	<b>.68990</b>	<b>.77443</b>

**ORDER SETTING THE 2017 PROPERTY TAX RATE  
FOR CLAY COUNTY, TEXAS**

Whereas, the Clay County Commissioners' Court has voted to set the tax revenue levy for Tax Year FY2017 in order to provide Funds with which to meet the Budget requirements of the County, and to pay the expenses necessarily incurred in connection with the Services provided by the County to Clay County Residents: therefore,  
**BE IT ORDERED BY THE COMMISSIONERS' COURT ON September 6, 2016:**

That the levy for Tax Year FY2017 is an ad valorem tax of \$ 0.71057 per \$100 assessed valuation on all taxable property within the County.


This tax rate is hereby adopted in the following components:

General Funds M & O	\$0.54938
Road & Bridge Funds	\$0.16119
2016 Total Ad Valorem Tax Rate	\$0.71057


**THIS RATE WILL RAISE MORE TAX REVENUE FOR MAINTENANCE AND OPERATIONS SERVICE THAN LAST YEAR'S TAX RATE.**

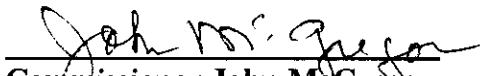
Court Members Voting Aye:

Court  
Members Voting Nay:

  
\_\_\_\_\_  
Judge Kenneth Liggett

  
\_\_\_\_\_  
Commissioner Lindy Choate


  
\_\_\_\_\_  
Commissioner Johnny Gee


  
\_\_\_\_\_  
Commissioner John McGregor

  
\_\_\_\_\_  
Commissioner Richard Keen

ATTEST:

Clay County Clerk Sasha Kelton





      NAY

BUDGET CERTIFICATE

Budget of CLAY County, Texas. Budget Year From October 1, 2016 To September 30, 2017.  
Henrietta, Texas.

October 1, 2016.

THE STATE OF TEXAS }  
                                  } }  
COUNTY OF CLAY    } }

We, Kenneth Liggett, County Judge; Sasha Kelton, County Clerk; Regina Blevins, County Auditor; and Debra Alexander, County Treasurer  
CLAY County, Texas, do hereby certify that the attached budget is a true and correct copy of the budget of CLAY County, Texas, as passed and  
approved by the Commissioners' Court of said county on the 6th day of September, 2016, as the same appears on file in the office of the County Clerk  
of said County.

Kenneth Liggett, County Judge


Kenneth Liggett  
Sasha Kelton, County Clerk

Regina Blevins  
Regina Blevins, County Auditor

Debra Alexander, County Treasurer

SUBSCRIBED AND SWORN TO before me, the undersigned authority, this the 6th day of September, 2016.

Wendy Holden  
Notary Signature



(SEAL)

Wendy Holden  
Printed Name of Notary/Wendy Holden  
CLAY County, Texas

**Kenneth Liggett, County Judge  
CLAY COUNTY, TEXAS**

**Clay County Courthouse Annex  
214 North Main Street  
Henrietta, Texas 76365**

**Office 940 538-4651**

**Fax 940 538-5597**

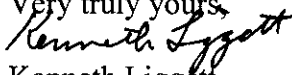
September 6, 2016

To: Elected Officials and Office Personnel  
From: Clay County Budget Officer- Kenneth Liggett

Ref: FY2017 Approved Budget Expenditures


Attached, please find a copy of the approved budget expenditures for your office for FY2017.

I would like to thank each office for their cooperation with this year's budgeting process and if you have any questions or need any further information about your enclosed budget expenditures, please contact me.

Very truly yours,  
  
Kenneth Liggett  
County Judge

  
R.L. "LINDY" CHOATE-COMM. PCT. 1

  
JOHNNY GEE-COMM. PCT.2

  
JOHN MCGREGOR-COMM. PCT.3

  
RICHARD KEEN-COMM. PCT.4

Richard  
Voted  
NAY  
AGAINST  
TAX  
Increase

# CURRENT COLLECTION HISTORY COUNTY WIDE LEVIES

YEAR	ASSESSED VALUATION	TOTAL TAX RATE	TOTAL TAXES LEVIED	DELINQUENT END OF YEAR	COLLECTIONS CURRENT YEAR	PER CENT COLLECTED
2012	\$662,563,612	.72818	\$4,824,655.70	\$192,986.23	\$4,631,669.47	96%
2013	\$686,109,364	.72818	\$4,996,111.16	\$199,844.45	\$4,796,266.71	96%
2014	\$704,307,111	.65518	\$4,614,479.32	\$184,579.18	\$4,429,900.14	96%
2015	\$716,764,900	.65518	\$4,696,100.27	\$187,844.02	\$4,508,256.25	96%
2016	\$740,014,075	.65518	\$4,848,424.21	\$96,968.48	\$4,751,455.73	98%
2017	\$688,322,570	.71057	\$4,891,013.69	\$97,820.28	\$4,793,193.42	98%

**Estimated Outstanding Lease Obligations**

Description	Lease Date	Rate	Maturity Date	Payment Amount	Principal Payable from 2017 budget	Interest payable from 2017 budget	Unpaid Balance
<b>Leases Payable:</b>							
<b>Precinct 1</b>							
2014 Cat Motor Grader Lease#48748C	1/28/2014	2.25%	1/28/2019	\$10,000.00	\$ 7,789.65	\$ 2,210.35	\$ 90,448.27
2014 Cat Motor Grader Lease#48749C	1/28/2014	2.25%	1/28/2019	\$10,000.00	\$ 7,843.39	\$ 2,156.61	\$ 88,006.14
2015 Cat Motor Grader Lease#48750C	1/28/2014	2.25%	1/28/2019	\$10,000.00	\$ 7,792.14	\$ 2,207.86	\$ 90,335.03
<b>Total Obligation:</b>				<b>\$30,000.00</b>	<b>\$ 23,425.18</b>	<b>\$ 6,574.82</b>	<b>\$ 268,789.44</b>
<b>Precinct 2</b>							
2014 Cat Wheel Loader Lease 48764C	3/31/2014	2.25%	3/31/2019	\$ 15,000.00	\$ 13,627.78	\$ 1,372.22	\$ 47,359.74
2014 Cat Motor Grader Lease#48752C	1/28/2014	2.25%	3/15/2019	\$ 7,500.00	\$ 4,789.31	\$ 2,710.69	\$ 115,685.96
2014 Cat Motor Grader Lease#48751C	1/28/2014	2.25%	1/28/2019	\$ 7,500.00	\$ 4,429.95	\$ 3,070.05	\$ 132,016.67
2015 Cat Back Hoe Lease#64403	8/5/2015	2.25%	8/5/2018	\$ 3,000.00	\$ 1,957.03	\$ 1,042.97	\$ 44,397.09
2016 Mack Truck Lease#64505	9/28/2015	2.25%	9/28/2018	\$ 10,000.00	\$ 7,881.83	\$ 2,118.17	\$ 86,259.24
2016 John Deere Tractor Lease#FNB	8/16/2016	2.55%	8/16/2021	\$ 11,592.77	\$ 10,221.34	\$ 1,371.43	\$ 43,560.11
<b>Total Obligations:</b>				<b>\$ 54,592.77</b>	<b>\$ 42,907.24</b>	<b>\$ 11,685.53</b>	<b>\$ 469,278.81</b>
<b>Precinct 3</b>							
2013 John Deere Back Hoe Lease#48673 (refinanced)	2/1/2014	2.25%	12/28/2019	\$ 15,000.00	\$ 13,872.54	\$ 1,127.46	\$ 20,292.77
2015 John Deere Motor Gr Lease#63798	12/1/2014	2.25%	2/15/2017	\$ 12,030.10	\$ 7,694.45	\$ 4,335.65	\$ 185,000.99
2015 John Deere Motor Gr Lease#63797	12/1/2014	2.25%	2/15/2017	\$ 11,515.60	\$ 7,191.27	\$ 4,324.33	\$ 185,001.00
2015 Western Star Semi Lease#64049	3/11/2015	2.25%	3/24/2018	\$ 13,879.60	\$ 13,275.46	\$ 604.14	\$ 13,575.15
6120E John Deere Tractor Lease#FNB	8/15/2016	2.55%	8/15/2021	\$ 5,000.00	\$ 1,924.28	\$ 3,075.72	\$ 120,364.56
<b>Total Obligations:</b>				<b>\$ 57,425.30</b>	<b>\$ 43,958.00</b>	<b>\$ 13,467.30</b>	<b>\$ 524,234.47</b>
<b>Precinct 4</b>							
2015 Case Tractor/Mower Lease#64003	2/24/2015	2.55%	2/24/2020	\$ 22,989.52	\$ 20,786.76	\$ 2,202.76	\$ 65,596.07
2014 Cat Motor Grader Lease#48803C	2/3/2015	2.25%	1/30/2018	\$ 5,484.40	\$ 1,360.92	\$ 4,123.48	\$ 181,404.03
2015 Cat Wheel Loader Lease#001-0759654-000	7/21/2015	2.25%	2/29/2020	\$ 12,460.79	\$ 9,752.95	\$ 2,707.84	\$ 110,595.37
2016 Cat Motor Grader Lease#48865C	11/23/2015	2.20%	11/23/2018	\$ 10,721.00	\$ 5,623.80	\$ 5,097.20	\$ 188,337.50
2017 Mack Truck Lease#2253C	6/30/2016	2.50%	6/30/2021	\$ 10,000.00	\$ 8,145.03	\$ 1,854.97	\$ 96,825.97
2016 Backhoe Lease#48897C	7/7/2016	2.50%	7/7/2021	\$ 5,000.00	\$ 4,050.32	\$ 949.68	\$ 34,464.68
<b>Total Obligations:</b>				<b>\$ 66,655.71</b>	<b>\$ 49,719.78</b>	<b>\$ 16,935.93</b>	<b>\$ 677,223.62</b>

# CLAY COUNTY BUDGET

## CALCULATION OF TAX RATES BY FUNDS

CERTIFIED VALUATION	\$688,322,570.00	
ROAD & BRIDGE	0.0016119	\$1,109,507.15
GENERAL M&O	0.0054938	\$3,781,506.54
TOTAL TAX RATE AND TAX REVENUES	0.0071057	\$4,891,013.69

98% COLLECTION RATE

## BREAKDOWN OF PRECINCT FUNDS

PCT. 1	21.78%	\$236,817.64
PCT. 2	17.62%	\$191,585.26
PCT. 3	29.52%	\$320,975.98
PCT. 4	21.08%	\$337,938.13
TOTAL PRECINCT TAX REVENUES		\$1,087,317.01
TOTAL GENERAL COLLECTIONS AT 98%		\$3,705,876.40

BUDGET BY FUNDS	FISCAL YEAR 2017 PROPOSED	FISCAL YEAR 2016 PROPOSED	FISCAL YEAR 2015 ACTUAL	FISCAL YEAR 2014 ACTUAL	FISCAL YEAR 2013 ACTUAL
BEGINNING BALANCE -GENERAL FUND CHECKING	\$322,000.00	\$1,126,873.00	\$2,054,537.44	\$378,166.09	\$423,712.22
BEGINNING BALANCE-GENERAL FUND INVESTMENTS	\$1,250,000.00	\$1,000,000.00	\$200,000.00	\$2,600,683.20	\$2,337,502.55
EST. FUND BALANCE, BEGINNING OF YEAR	\$1,572,000.00				
<b>GENERAL FUND--RECEIPTS</b>					
CURRENT AD VALOREM TAXES	\$3,705,876.40	\$3,582,483.10	\$3,606,739.24	\$3,537,749.75	\$3,511,378.95
DELINQUENT AD VALOREM TAXES	\$50,000.00	\$50,000.00	\$70,481.70	\$78,859.38	\$58,002.73
AUTO REGISTRATION	\$160,000.00	\$140,000.00	\$168,186.95	\$152,871.73	\$123,482.93
FEMA EMERGENCY FUND GRANTS	\$0.00	\$0.00	\$0.00	\$0.00	\$0.00
EMERGENCY MANAGEMENT GRANTS RECEIVABLES	\$10,000.00	\$10,000.00	\$31,020.02	\$25,850.02	\$21,541.69
GRANT RECEIVABLES	\$3,000.00	\$1,500,000.00	\$70,038.25	\$102,182.90	\$169,270.26
RURAL ADDRESSING	\$0.00	\$0.00	\$0.00	\$0.00	\$0.00
OSSF PERMIT RECEIVABLES	\$6,000.00	\$5,000.00	\$10,290.00	\$7,880.00	\$7,430.00
OSSF RECORDING FEE	\$500.00	\$300.00	\$990.00	\$720.00	\$630.00
OSSF EDUCATION FEE	\$500.00	\$300.00	\$990.00	\$720.00	\$630.00
JP COURT DISMISSAL FEES	\$500.00	\$500.00	\$459.67	\$766.71	\$750.00
COMM/QT. ST. CT. COST ALL	\$25,000.00	\$25,000.00	\$20,717.54	\$26,497.82	\$32,853.98
TAX CERTIFICATE FEES	\$1,250.00	\$1,250.00	\$1,831.35	\$1,839.65	\$1,242.27
CONSTABLE FEES	\$3,500.00	\$2,000.00	\$5,655.00	\$4,580.00	\$3,800.00
TAX ESCROW FEES	\$500.00	\$750.00	\$800.99	\$797.00	\$1,571.27
COUNTY CLERK FEES	\$90,000.00	\$90,000.00	\$102,615.59	\$101,367.39	\$88,277.45
DISTRICT CLERK FEES	\$18,000.00	\$15,000.00	\$21,778.83	\$22,276.16	\$19,744.72
JP FEES AND FINES	\$160,000.00	\$180,000.00	\$141,681.03	\$182,860.12	\$242,024.79
SHERIFF FEES	\$2,000.00	\$1,200.00	\$6,214.08	\$1,224.85	\$2,640.00
ST FEES/MIXED BEVERAGE	\$0.00	\$0.00	\$449.61	\$0.00	\$0.00
JP COURT/DS2'S FEES	\$1,000.00	\$900.00	\$870.19	\$1,445.81	\$1,410.00
OTHER FEES	\$0.00	\$0.00	\$120.00	\$0.00	\$864.00
RETURN CHECK FEES	\$0.00	\$0.00	\$30.00	\$30.00	\$0.00
JP COURT DEFERRED ADJ. FEES	\$30,000.00	\$25,000.00	\$29,275.15	\$34,443.55	\$42,591.61
JP CIVIL FEES	\$1,000.00	\$0.00	\$975.00	\$1,300.00	\$1,475.00
SUBDIVISION FEES	\$0.00	\$0.00	\$0.00	\$0.00	\$0.00
FAX FEES REIMBURSED	\$0.00	\$0.00	\$0.00	\$0.00	\$0.00
COUNTY CLERK ATTORNEY FEES REIMBURSED	\$1,000.00	\$0.00	\$0.00	\$0.00	\$0.00
DISTRICT CLERK ATTORNEY FEES REIMBURSED	\$2,500.00	\$1,000.00	\$2,884.93	\$4,664.08	\$2,620.65
JUROR FINES/FAILURE TO APPEAR	\$0.00	\$0.00	\$0.00	\$0.00	\$0.00
INTEREST INCOME	\$0.00	\$0.00	\$605.55	\$4,961.25	\$29,528.89
HOUSING STATE PRISONERS	\$0.00	\$0.00	\$0.00	\$0.00	\$0.00
HOUSING OTHER COUNTY PRISONERS	\$0.00	\$0.00	\$0.00	\$0.00	\$0.00
CO. JUDGE SALARY SUPPLEMENT/EXCESS FEES	\$0.00	\$0.00	\$223.71	\$597.93	\$0.00
STATE SUPPLEMENT/COUNTY JUDGE	\$25,200.00	\$25,200.00	\$17,123.84	\$15,000.00	\$15,000.00
REIMB./MONTAGUE-ARCHER CC INSURANCE	\$0.00	\$5,000.00	\$8,255.35	\$7,796.28	\$7,365.11
STATE SUPPLEMENT/COUNTY ATTORNEY	\$23,333.00	\$23,333.00	\$23,333.00	\$23,333.00	\$20,833.33
VOTING MACHINE INCOME	\$1,500.00	\$0.00	\$900.00	\$4,015.00	\$2,485.00
MISCELLANEOUS INCOME	\$5,000.00	\$5,000.00	\$8,330.51	\$43,520.40	\$6,031.62
MISCELLANEOUS REIMBURSEMENTS	\$25,000.00	\$15,000.00	\$27,310.94	\$24,789.74	\$27,242.22
MONTAGUE COUNTY PROBATION REIMBURSEMENT	\$0.00	\$0.00	\$543.09	\$418.97	\$574.18
RENT-SOIL CONSERVATION	\$21,958.20	\$21,958.20	\$21,958.20	\$21,958.20	\$21,958.20
ACCIDENT AND OFFENSE REPORTS	\$50.00	\$50.00	\$234.29	\$102.09	\$109.30
SALE OF PROPERTY OR EQUIPMENT(sheriff vehicles)	\$15,000.00	\$0.00	\$26,547.30	\$6,500.00	\$0.00
CITY OF HENRIETTA/SHARE EXPENSES	\$270,000.00	\$270,000.00	\$282,149.94	\$273,385.77	\$274,493.51
CITY OF HENRIETTA/MILEAGE	\$32,000.00	\$32,000.00	\$22,183.63	\$36,433.34	\$32,102.16
SALE OF ESTRAY	\$0.00	\$0.00	\$9,300.00	\$0.00	\$0.00
RECEIPTS/COBRA INSURANCE	\$0.00	\$0.00	\$0.00	\$0.00	\$0.00
PAYMENT IN LUE OF TAXES(WINDFARM)	\$202,000.00				
ECONOMIC DEVELOPMENT	\$646.77				
<b>TOTAL RECEIPTS*****</b>	<b>\$4,893,814.37</b>	<b>\$6,028,224.30</b>	<b>\$4,744,092.47</b>	<b>\$4,753,718.87</b>	<b>\$4,771,555.82</b>
ADD TRANSFERS FROM OTHER FUNDS	\$0.00	\$0.00	\$0.00	\$24,577.80	\$275,000.00
<b>TOTAL REVENUES</b>	<b>\$4,893,814.37</b>	<b>\$6,028,224.30</b>	<b>\$4,744,092.47</b>	<b>\$4,778,296.67</b>	<b>\$5,046,555.82</b>
<b>GENERAL FUND EXPENDITURES</b>					
SALARIES, WAGES & BENEFITS	\$3,575,339.36				
OTHER OPERATING EXPENSES	\$2,146,637.77				
TRANSFER TO HOSPITAL	\$100,000.00				
TRANSFER TO PCT'S	\$140,000.00				
TRANSFER TO OTHER	\$77.50				
	\$5,962,054.63				
<b>TOTAL GENERAL FUND EXPENDITURES</b>	<b>\$5,721,977.13</b>	<b>\$7,388,443.39</b>	<b>\$4,792,945.52</b>	<b>\$4,677,064.55</b>	<b>\$4,515,774.02</b>
BUDGETED TRANSFER OUT TO OTHER FUNDS	\$240,077.50	\$390,077.50	\$340,060.44	\$340,095.88	\$315,047.28
<b>TOTAL RESOURCES USED</b>	<b>\$5,962,054.63</b>	<b>\$7,778,520.89</b>	<b>\$5,133,005.96</b>	<b>\$5,017,160.23</b>	<b>\$4,830,821.30</b>
<b>PROJECTED GENERAL FUND CASH BALANCE END OF YEAR</b>	<b>\$503,759.74</b>				



GENERAL FUND EXPENDITURES	FISCAL YEAR 2017 PROPOSED	FISCAL YEAR 2016 PROPOSED	FISCAL YEAR 2015 ACTUAL	FISCAL YEAR 2014 ACTUAL	FISCAL YEAR 2013 ACTUAL
<b>COMMISSIONER'S CT.--EXPENSES*****</b>					
C & I SECURITY MAINT/MONITORING	\$3,000.00	\$4,000.00	\$3,039.00	\$2,600.00	\$1,706.00
MISCELLANEOUS	\$4,000.00	\$3,500.00	\$3,728.59	\$3,369.44	\$3,115.64
OFFICE SUPPLIES & LEGALS	\$3,000.00	\$6,000.00	\$2,383.47	\$3,231.42	\$3,241.83
BOOKS & UPDATES	\$0.00	\$300.00	\$0.00	\$0.00	\$0.00
<b>TOTAL COMMISSIONER'S CT. EXPENSES</b>	<b>\$10,000.00</b>	<b>\$13,800.00</b>	<b>\$9,151.06</b>	<b>\$9,200.86</b>	<b>\$8,063.47</b>

## CONSTABLE--EXPENSES\*\*\*\*\*

SALARY	\$47,500.08	\$47,500.00	\$46,500.00	\$45,500.04	\$44,000.04
LONGEVITY PAY	\$250.00	\$200.00	\$150.00	\$100.00	\$1,150.00
FICA MATCH	\$3,510.00	\$3,507.00	\$3,128.53	\$2,731.22	\$2,716.41
MEDICARE MATCH	\$843.00	\$842.00	\$731.65	\$638.77	\$635.28
TCDRS COUNTY MATCH	\$6,176.51	\$6,172.00	\$5,725.50	\$5,015.96	\$4,986.46
HOSP., & LIFE INSURANCE	\$12,400.00	\$12,000.00	\$11,510.78	\$10,873.16	\$9,415.67
CAR ALLOWANCE	\$8,400.00	\$8,400.00	\$7,200.00	\$7,200.00	\$7,200.00
REPAIRS & REPLACEMENT	\$0.00	\$0.00	\$0.00	\$0.00	\$0.00
MISCELLANEOUS, BONDS & DUES	\$400.00	\$400.00	\$256.00	\$185.00	\$322.50
MISCELLANEOUS, TRAVEL & SCHOOLING	\$900.00	\$900.00	\$150.00	\$1,161.15	\$558.03
OFFICE SUPPLIES	\$1,000.00	\$1,000.00	\$79.06	\$164.28	\$533.38
EQUIPMENT & FURNITURE	\$0.00	\$0.00	\$300.00	\$0.00	\$149.99
UNIFORM	\$300.00	\$300.00	\$0.00	\$182.29	\$0.00
<b>TOTAL CONSTABLE EXPENSES</b>	<b>\$81,679.59</b>	<b>\$81,221.00</b>	<b>\$75,731.52</b>	<b>\$73,751.87</b>	<b>\$71,647.76</b>

## COUNTY EXTENSION AGENTS\*\*\*\*\*

SECRETARY SALARY	\$40,000.08	\$40,000.00	\$39,000.00	\$38,000.04	\$36,500.04
COUNTY EXT. AGENTS SALARY	\$28,674.72	\$28,674.56	\$24,565.38	\$27,514.56	\$26,674.56
LONGEVITY PAY	\$550.00	\$500.00	\$450.00	\$400.00	\$350.00
FICA MATCH	\$4,328.56	\$4,324.00	\$3,937.21	\$4,058.24	\$3,911.20
MEDICARE MATCH	\$1,038.38	\$1,038.00	\$920.72	\$948.58	\$914.81
TCDRS COUNTY MATCH	\$4,460.51	\$4,455.00	\$4,339.50	\$4,223.96	\$4,053.46
HOSP. & LIFE INSURANCE	\$12,400.00	\$12,000.00	\$11,510.78	\$10,873.16	\$10,274.32
EXT. AGENT CAR ALLOWANC	\$0.00	\$0.00	\$0.00	\$0.00	\$0.00
FAMILY AND LIFE SCIENCE CAR ALLOWANCE	\$0.00	\$0.00	\$0.00	\$0.00	\$0.00
COMPUTER MAINTENANCE & PROGRAMS	\$1,300.00	\$1,300.00	\$0.00	\$800.00	\$850.00
REPAIRS & REPLACEMENTS	\$100.00	\$100.00	\$90.82	\$35.00	\$0.00
TRAVEL & SCHOOLING/ EXT. AGENT/F&L SCIENCE	\$16,000.00	\$16,000.00	\$9,379.88	\$12,345.02	\$12,360.52
COPIER SUPPLIES	\$250.00	\$250.00	\$249.42	\$250.00	\$250.00
EDUCATIONAL SUPPLIES	\$1,000.00	\$1,000.00	\$921.83	\$732.80	\$463.11
OFFICE SUPPLIES	\$1,000.00	\$1,000.00	\$1,041.00	\$940.83	\$993.41
BUILDING RENTALS	\$1,000.00	\$1,000.00	\$0.00		
<b>TOTAL COUNTY EXTENSION AGENT EXPENSES</b>	<b>\$112,100.25</b>	<b>\$111,641.56</b>	<b>\$96,406.54</b>	<b>\$101,119.99</b>	<b>\$97,595.43</b>

## COUNTY TAX ASSESSOR-COLLECTOR\*\*\*\*\*

SALARY	\$47,500.08	\$47,500.00	\$46,500.00	\$45,500.04	\$44,000.04
DEPUTY ONE SALARY	\$41,000.04	\$41,000.08	\$40,000.08	\$39,000.00	\$38,816.19
DEPUTY TWO SALARY	\$40,000.08	\$40,000.00	\$39,000.00	\$38,000.04	\$33,466.77
LONGEVITY PAY	\$1,150.00	\$1,000.00	\$850.00	\$700.00	\$1,850.00
FICA MATCH	\$8,103.14	\$8,094.00	\$7,786.20	\$7,604.18	\$7,303.45
MEDICARE MATCH	\$1,944.76	\$1,943.00	\$1,820.99	\$1,778.41	\$1,708.09
TCDRS COUNTY MATCH	\$14,261.52	\$14,248.00	\$13,898.54	\$13,551.92	\$12,994.55
HOSP. & LIFE INSURANCE	\$37,200.00	\$36,000.00	\$34,532.34	\$32,619.48	\$27,395.86
REPAIRS & REPLACEMENTS	\$150.00	\$150.00	\$0.00	\$0.00	\$0.00
MISCELLANEOUS, BONDS & DUES	\$3,385.00	\$3,835.00	\$0.00	\$85.00	\$3,635.00
MISCELLANEOUS, TRAVEL & SCHOOLING	\$2,400.00	\$2,400.00	\$1,658.06	\$1,118.53	\$1,758.59
VOTER REGISTRATION	\$1,750.00	\$1,500.00	\$1,309.30	\$1,582.80	\$90.00
OFFICE SUPPLIES	\$1,200.00	\$1,700.00	\$787.21	\$896.80	\$751.10
COMPUTER MAINTENANCE & PROGRAMS	\$100.00	\$100.00	\$600.00	\$75.00	\$0.00
EQUIPMENT & FURNITURE	\$0.00	\$0.00	\$0.00	\$0.00	\$0.00
<b>TOTAL COUNTY TAX ASSESSOR-COLLECTOR</b>	<b>\$200,144.62</b>	<b>\$199,268.08</b>	<b>\$188,742.72</b>	<b>\$182,510.18</b>	<b>\$173,769.64</b>

## COUNTY ATTORNEY\*\*\*\*\*

SALARY	\$47,500.08	\$47,500.00	\$46,500.00	\$45,500.04	\$44,000.04
SECRETARY SALARY	\$40,000.08	\$40,000.00	\$39,000.00	\$38,000.04	\$36,500.04
STATE SALARY SUPPLEMENT	\$23,333.00	\$23,333.00	\$23,333.00	\$23,333.33	\$21,041.64
LONGEVITY PAY	\$500.00	\$400.00	\$300.00	\$200.00	\$100.00
FICA MATCH	\$6,958.33	\$6,953.00	\$6,704.76	\$6,584.84	\$6,301.72
MEDICARE MATCH	\$1,670.00	\$1,669.00	\$1,568.07	\$1,540.08	\$1,473.76
TCDRS COUNTY MATCH	\$12,246.65	\$12,236.00	\$12,004.67	\$11,773.60	\$11,180.57
HOSP., & LIFE INSURANCE	\$24,800.00	\$24,000.00	\$23,021.56	\$21,746.32	\$20,548.64
MISCELLANEOUS, BONDS & DUES	\$300.00	\$300.00	\$125.00	\$176.32	\$252.50
MISCELLANEOUS, TRAVEL & SCHOOLING	\$2,000.00	\$2,000.00	\$0.00	\$0.00	\$0.00
OFFICE SUPPLIES	\$2,000.00	\$2,000.00	\$608.88	\$1,081.33	\$249.19
COMPUTER MAINTENANCE & PROGRAMS	\$3,500.00	\$3,500.00	\$1,970.00	\$2,887.50	\$2,003.63
EQUIPMENT & FURNITURE	\$0.00	\$0.00	\$0.00	\$0.00	\$0.00
<b>TOTAL COUNTY ATTORNEY</b>	<b>\$164,808.14</b>	<b>\$163,891.00</b>	<b>\$155,135.94</b>	<b>\$152,823.40</b>	<b>\$143,651.73</b>

## COUNTY CLERK\*\*\*\*\*

SALARY	\$47,500.08	\$47,500.00	\$46,500.00	\$45,500.04	\$44,000.04
FIRST (1ST) ASSISTANT/MULTITASK	\$43,000.08	\$43,000.00	\$42,000.00	\$41,000.04	\$39,500.04
DEPUTY TWO SALARY	\$40,000.08	\$40,000.00	\$39,000.00	\$38,000.04	\$36,500.04
TEMPORARY RELIEF CLERK	\$0.00	\$0.00	\$0.00	\$0.00	\$0.00
ELECTION JUDGES	\$25,000.00	\$25,000.00	\$9,822.00	\$7,590.00	\$10,161.00
LONGEVITY PAY	\$1,250.00	\$1,100.00	\$950.00	\$800.00	\$650.00
FICA MATCH	\$9,796.89	\$8,225.00	\$8,060.59	\$7,663.70	\$7,713.78
MEDICARE MATCH	\$2,351.26	\$1,975.00	\$1,885.23	\$1,792.31	\$1,803.89
TCDRS COUNTY MATCH	\$14,493.00	\$14,477.00	\$14,129.50	\$13,782.88	\$13,271.38
HOSP. & LIFE INSURANCE	\$37,200.00	\$36,000.00	\$34,532.34	\$32,619.48	\$30,822.96
COPY MACHINE PAYMENT & MAINTENANCE	\$0.00	\$0.00	\$0.00	\$0.00	\$0.00
REPAIRS & REPLACEMENT	\$750.00	\$750.00	\$0.00	\$0.00	\$0.00
MISCELLANEOUS, BONDS & DUES	\$600.00	\$600.00	\$597.15	\$175.00	\$130.00
MISCELLANEOUS, TRAVEL & SCHOOLING	\$4,500.00	\$4,500.00	\$2,947.29	\$1,982.63	\$2,005.73
ELECTION EXPENSES	\$55,500.00	\$55,500.00	\$32,719.45	\$20,678.40	\$27,282.46
OFFICE & COPY MACHINE SUPPLIES	\$4,000.00	\$4,000.00	\$2,076.47	\$1,203.95	\$1,108.89
COMPUTER MAINTENANCE & PROGRAMS	\$2,355.96	\$400.00	\$0.00	\$310.00	\$812.73
VOTING MACH. & SOFTWARE EXPENSE	\$5,000.00	\$5,000.00	\$0.00	\$4,845.00	\$0.00
MISCELLANEOUS (HAVA)	\$0.00	\$0.00	\$0.00	\$0.00	\$0.00
TRAINING (HAVA)	\$0.00	\$0.00	\$0.00	\$0.00	\$0.00
EQUIPMENT & FURNITURE	\$250.00	\$250.00	\$0.00	\$0.00	\$0.00
<b>TOTAL COUNTY CLERK</b>	<b>\$293,547.35</b>	<b>\$288,277.00</b>	<b>\$235,220.02</b>	<b>\$217,943.47</b>	<b>\$215,762.84</b>

## COUNTY JUDGE\*\*\*\*\*

SALARY	\$48,500.04	\$48,500.08	\$47,500.08	\$46,500.00	\$45,000.00
SECRETARY SALARY	\$43,000.08	\$43,000.04	\$40,000.08	\$39,000.00	\$39,433.02
STATE SALARY SUPPLEMENT	\$25,200.00	\$25,200.00	\$17,123.40	\$15,000.00	\$15,000.00
LONGEVITY PAY	\$1,300.00	\$1,200.00	\$1,100.00	\$1,000.00	\$1,300.00
FICA MATCH	\$7,375.01	\$7,371.00	\$6,522.94	\$6,282.53	\$6,245.43
MEDICARE MATCH	\$1,770.01	\$1,770.00	\$1,525.54	\$1,484.67	\$1,480.63
TCDRS COUNTY MATCH	\$12,980.02	\$12,975.00	\$11,629.65	\$11,164.96	\$11,080.60
HOSP., & LIFE INSURANCE	\$24,800.00	\$24,000.00	\$23,021.58	\$21,746.32	\$19,689.99
REPAIRS & REPLACEMENT	\$100.00	\$100.00	\$0.00	\$0.00	\$0.00
MISCELLANEOUS, BONDS & DUES	\$400.00	\$400.00	\$377.50	\$200.00	\$200.00
MISCELLANEOUS, TRAVEL & SCHOOLING	\$6,500.00	\$6,500.00	\$3,340.64	\$1,433.25	\$2,499.60
COUNTY COURT JURORS	\$1,700.00	\$1,700.00	\$920.00	\$1,200.00	\$0.00
COUNTY COURT REPORTERS	\$1,000.00	\$1,000.00	\$1,110.92	\$900.00	\$499.45
COUNTY COURT APPOINTED ATTORNEYS	\$5,000.00	\$5,000.00	\$2,850.00	\$3,290.00	\$6,780.00
COUNTY COURT/MISCELLANEOUS & WITNESS	\$200.00	\$200.00	\$63.84	\$0.00	\$0.00
COMMITMENT EXPENSES	\$2,000.00	\$2,000.00	\$2,158.00	\$950.00	\$510.00
COUNTY COURT INTERPRETERS	\$700.00	\$700.00	\$195.00	\$410.00	\$535.00
SPECIAL PROSECUTOR/JUDGE	\$500.00	\$500.00	\$0.00	\$0.00	\$0.00
COUNTY COURT APPOINTED JUDGE	\$0.00	\$0.00	\$0.00	\$0.00	\$0.00
EXCESS FEES/COUNTY JUDGE SUPPLEMENT	\$2,700.00	\$2,700.00	\$1,446.61	\$53.45	\$0.00
JUDGES EDUCATION FUND EXPENSE	\$200.00	\$200.00	\$200.00	\$100.00	\$150.00
OFFICE SUPPLIES	\$600.00	\$800.00	\$333.43	\$544.62	\$283.62
COMPUTER MAINTENANCE & PROGRAMS	\$6,523.00	\$6,523.00	\$2,739.00	\$2,349.14	\$1,846.17
EQUIPMENT & FURNITURE	\$200.00	\$200.00	\$0.00	\$213.88	\$418.14
<b>TOTAL COUNTY JUDGE</b>	<b>\$193,248.16</b>	<b>\$192,339.12</b>	<b>\$164,158.19</b>	<b>\$153,782.82</b>	<b>\$152,931.65</b>

## COUNTY TREASURER\*\*\*\*\*

SALARY	\$47,500.08	\$47,500.00	\$46,500.00	\$45,500.04	\$44,000.04
FIRST (1ST) ASSISTANT/MULTITASK	\$43,000.08	\$43,000.00	\$42,000.00	\$41,000.04	\$39,500.04
LONGEVITY PAY	\$2,000.00	\$1,900.00	\$1,800.00	\$1,700.00	\$1,600.00
FICA MATCH	\$5,781.26	\$5,775.00	\$5,254.96	\$4,356.87	\$4,223.66
MEDICARE MATCH	\$1,387.51	\$1,386.00	\$1,229.01	\$1,018.95	\$987.77
TCDRS COUNTY MATCH	\$10,175.02	\$10,164.00	\$9,933.00	\$9,701.92	\$9,360.92
HOSP. & LIFE INSURANCE	\$24,800.00	\$24,000.00	\$23,021.56	\$21,746.32	\$20,548.64
COMPUTER MAINTENANCE	\$0.00	\$0.00	\$2,910.00	\$3,075.49	\$2,550.00
REPAIRS & REPLACEMENT	\$250.00	\$250.00	\$113.00	\$0.00	\$139.16
MISCELLANEOUS, BONDS & DUES	\$500.00	\$500.00	\$402.50	\$225.00	\$225.00
MISCELLANEOUS, TRAVEL & SCHOOLING	\$6,200.00	\$6,200.00	\$4,026.24	\$3,009.84	\$2,701.43
OFFICE SUPPLIES	\$1,750.00	\$1,750.00	\$786.92	\$377.82	\$1,254.93
COMPUTER MAINTENANCE & PROGRAMS	\$5,000.00	\$6,005.00	\$1,150.00	\$1,541.24	\$448.99
EQUIPMENT & FURNITURE	\$0.00	\$0.00	\$0.00	\$0.00	\$0.00
<b>TOTAL COUNTY TREASURER</b>	<b>\$148,343.95</b>	<b>\$148,430.00</b>	<b>\$139,127.19</b>	<b>\$133,253.53</b>	<b>\$127,540.58</b>



## COUNTY AUDITOR\*\*\*\*\*

SALARY	\$55,000.08	\$55,000.00	\$54,000.00	\$53,000.04	\$51,500.04
LONGEVITY PAY	\$50.00	\$0.00	\$1,350.00	\$1,300.00	\$1,250.00
FICA MATCH	\$3,440.83	\$3,438.00	\$3,410.83	\$3,338.96	\$3,242.86
MEDICARE MATCH	\$825.76	\$825.00	\$797.71	\$780.85	\$758.40
TCDRS COUNTY MATCH	\$6,055.51	\$6,050.00	\$6,088.50	\$5,972.96	\$5,802.48
HOSP., & LIFE INSURANCE	\$12,400.00	\$12,000.00	\$10,550.86	\$10,873.16	\$10,274.32
REPAIRS & REPLACEMENTS	\$200.00	\$200.00	\$0.00	\$0.00	\$0.00
MISCELLANEOUS, BONDS & DUES	\$435.00	\$435.00	\$328.00	\$235.00	\$327.50
MISCELLANEOUS, TRAVEL & SCHOOLING	\$2,850.00	\$2,850.00	\$1,988.63	\$1,289.56	\$1,284.85
OFFICE SUPPLIES	\$250.00	\$250.00	\$196.94	\$51.61	\$135.67
COMPUTER MAINTENANCE & PROGRAMS	\$823.00	\$823.00	\$1,059.59	\$0.00	\$0.00
EQUIPMENT & FURNITURE	\$300.00	\$300.00	\$41.31	\$66.59	\$0.00
<b>TOTAL COUNTY AUDITOR</b>	<b>\$82,429.98</b>	<b>\$81,971.00</b>	<b>\$79,812.37</b>	<b>\$76,908.73</b>	<b>\$74,576.10</b>

## DISTRICT CLERK\*\*\*\*\*

SALARY	\$47,500.08	\$47,500.00	\$46,500.00	\$45,500.04	\$44,000.04
DEPUTY ONE SALARY	\$41,000.04	\$41,000.08	\$40,000.08	\$39,000.00	\$37,500.00
DEPUTY TWO SALARY	\$40,000.08	\$40,000.00	\$39,000.00	\$38,000.04	\$36,500.04
LONGEVITY PAY	\$3,350.00	\$3,200.00	\$3,050.00	\$2,900.00	\$2,750.00
FICA MATCH	\$8,240.64	\$8,232.00	\$7,272.55	\$6,786.18	\$6,553.56
MEDICARE MATCH	\$1,977.76	\$1,976.00	\$1,700.78	\$1,586.99	\$1,532.71
TCDRS COUNTY MATCH	\$14,503.53	\$14,487.00	\$14,140.54	\$13,793.92	\$13,282.42
HOSP., & LIFE INSURANCE	\$37,200.00	\$36,000.00	\$34,532.34	\$32,619.48	\$30,822.96
REPAIRS & REPLACEMENT	\$0.00	\$500.00	\$0.00	\$0.00	\$68.00
MISCELLANEOUS, BONDS & DUES	\$2,000.00	\$2,000.00	\$787.29	\$725.00	\$80.00
MISCELLANEOUS, TRAVEL & SCHOOLING	\$3,500.00	\$2,500.00	\$1,093.36	\$1,900.20	\$1,029.94
OFFICE SUPPLIES	\$5,000.00	\$6,500.00	\$2,827.91	\$3,893.07	\$4,454.42
COMPUTER MAINTENANCE & PROGRAMS	\$30,000.00	\$28,900.00	\$20,208.00	\$20,208.00	\$20,398.00
EQUIPMENT & FURNITURE	\$4,000.00	\$5,000.00	\$0.00	\$0.00	\$0.00
E-FILE	\$5,000.00	\$5,000.00	\$613.77	\$0.00	\$0.00
<b>TOTAL DISTRICT CLERK</b>	<b>\$243,272.13</b>	<b>\$242,795.08</b>	<b>\$211,726.62</b>	<b>\$206,912.92</b>	<b>\$198,972.09</b>

## DISTRICT JUDGE/CT. COORD./CT. REPORTER\*\*\*\*\*

COURT REPORTER SALARY	\$24,142.32	\$24,142.24	\$23,842.24	\$23,364.00	\$22,943.80
DISTRICT CT. COORDINATOR SALARY	\$15,820.08	\$15,820.00	\$15,520.00	\$15,240.00	\$14,820.00
DISTRICT CT/ASSISTANT COORDINATOR SALARY	\$0.00	\$9,800.00	\$0.00	\$0.00	\$0.00
RELIEF RECEPTIONIST	\$1,000.00	\$1,000.00	\$369.60	\$873.60	\$0.00
LONGEVITY PAY	\$750.00	\$2,300.00	\$2,200.00	\$2,100.00	\$2,000.00
FICA MATCH	\$2,607.03	\$3,317.00	\$2,576.90	\$2,523.60	\$2,465.32
MEDICARE MATCH	\$625.69	\$1,418.00	\$602.64	\$590.25	\$576.56
TGDRS COUNTY MATCH	\$4,478.36	\$5,727.00	\$4,571.84	\$4,477.44	\$4,374.03
HOSP., & LIFE INSURANCE	\$12,400.00	\$36,000.00	\$13,831.90	\$13,801.36	\$13,050.92
COMPUTER MAINTENANCE	\$0.00	\$0.00	\$0.00	\$0.00	\$0.00
DISTRICT JUDGE LIABILITY INSURANCE	\$500.00	\$500.00	\$483.82	\$483.82	\$426.28
REPAIRS & REPLACEMENTS	\$200.00	\$200.00	\$0.00	\$0.00	\$0.00
MISCELLANEOUS, BONDS & DUES	\$240.00	\$240.00	\$25.00	\$0.00	\$25.00
TRAVEL & SCHOOLING	\$4,560.00	\$4,560.00	\$325.00	\$1,939.26	\$802.50
TRAVELING JUDGES	\$2,000.00	\$2,000.00	\$339.49	\$1,178.41	\$1,266.68
DISTRICT COURT JURORS	\$22,000.00	\$22,000.00	\$13,580.00	\$21,612.00	\$19,900.00
DISTRICT COURT SUPPLIES	\$500.00	\$1,500.00	\$429.75	\$670.64	\$553.00
DISTRICT COURT REPORTERS	\$2,000.00	\$2,000.00	\$0.00	\$2,851.87	\$350.00
DISTRICT COURT APPOINTED ATTORNEYS	\$70,000.00	\$70,000.00	\$35,403.71	\$72,906.15	\$34,694.55
DISTRICT COURT PRO RATA 8TH JUDICIAL	\$887.16	\$592.55	\$592.55	\$541.55	\$587.97
DISTRICT COURT MISCELLANEOUS & WITNESS	\$5,000.00	\$5,000.00	\$1,310.00	\$3,115.00	\$5,585.80
PREP STATEMENTS	\$8,000.00	\$6,000.00	\$0.00	\$16,971.00	\$4,296.00
OFFICE SUPPLIES	\$2,000.00	\$2,000.00	\$1,349.77	\$1,604.18	\$1,186.11
COMPUTER MAINTENANCE & PROGRAMS	\$11,000.00	\$11,000.00	\$99.83	\$665.82	\$1,501.63
EQUIPMENT & FURNITURE	\$1,000.00	\$3,500.00	\$0.00	\$2,309.00	\$0.00
<b>TOTAL DISTRICT JUDGE/CT. COORD./CT. REPORTER</b>	<b>\$189,710.64</b>	<b>\$230,614.79</b>	<b>\$117,454.04</b>	<b>\$189,819.15</b>	<b>\$131,406.15</b>

**LIBRARY\*\*\*\*\***

LIBRARIAN SALARY	\$41,000.04	\$41,000.08	\$40,000.08	\$39,000.00	\$37,500.00
ASSISTANT LIBRARIAN	\$40,000.08	\$40,000.00	\$39,000.00	\$38,000.04	\$36,500.04
LONGEVITY PAY	\$2,250.00	\$2,150.00	\$2,050.00	\$1,950.00	\$1,850.00
FICA MATCH	\$5,203.14	\$5,197.00	\$4,338.99	\$4,243.20	\$3,992.62
MEDICARE MATCH	\$1,248.76	\$1,248.00	\$1,014.31	\$992.41	\$933.76
TCDRS COUNTY MATCH	\$9,157.52	\$9,147.00	\$8,915.54	\$8,684.46	\$8,343.46
HOSP., & LIFE INSURANCE	\$24,800.00	\$24,000.00	\$23,021.56	\$21,746.32	\$20,548.64
MISCELLANEOUS, TRAVEL & SCHOOLING	\$2,000.00	\$2,000.00	\$1,942.06	\$1,500.00	\$1,260.51
<b>TOTAL LIBRARY</b>	<b>\$125,659.54</b>	<b>\$124,742.08</b>	<b>\$120,280.54</b>	<b>\$116,116.43</b>	<b>\$110,929.03</b>

## BUILDING MAINTENANCE/JANITOR\*\*\*\*\*

MULTITASK SALARY	\$43,000.08	\$43,000.00	\$42,000.00	\$41,000.04	\$39,500.04
CUSTODIAN	\$41,000.04	\$41,000.00	\$39,000.00	\$34,833.37	\$0.00
LONGEVITY PAY	\$550.00	\$450.00	\$350.00	\$300.00	\$250.00
FICA MATCH	\$5,284.39	\$5,279.00	\$4,931.92	\$4,346.54	\$2,125.73
MEDICARE MATCH	\$1,268.26	\$1,267.00	\$1,153.50	\$1,016.61	\$497.17
TCDRS COUNTY MATCH	\$9,300.52	\$9,290.00	\$8,948.50	\$8,374.59	\$4,372.46
HOSP., & LIFE INSURANCE	\$24,800.00	\$24,000.00	\$23,021.56	\$19,074.35	\$10,274.32
REPAIRS & REPLACEMENTS	\$1,300.00	\$1,300.00	\$2,495.40	\$2,228.70	\$1,830.14
MISCELLANEOUS EXPENSES	\$1,200.00	\$1,200.00	\$1,363.39	\$829.27	\$1,500.53
PEST CONTROL	\$2,000.00	\$2,000.00	\$1,329.65	\$1,662.60	\$1,892.20
CLEAN-BLDG/FLOORS/A-C DUCTS SERVICE	\$1,615.00	\$6,615.00	\$1,921.63	\$1,977.61	\$1,921.63
YARD MAINTENANCE & TREE SERVICE	\$5,350.00	\$5,350.00	\$5,500.28	\$6,544.44	\$4,367.47
JANITOR SUPPLIES	\$6,000.00	\$6,000.00	\$5,756.86	\$4,315.51	\$4,822.14
JANITOR EQUIPMENT	\$300.00	\$300.00	\$62.73	\$700.49	\$100.25
UNIFORM	\$0.00	\$0.00	\$0.00	\$0.00	\$0.00
<b>TOTAL BUILDING MAINTENANCE/JANITOR</b>	<b>\$142,968.29</b>	<b>\$147,051.00</b>	<b>\$137,835.42</b>	<b>\$127,204.12</b>	<b>\$73,454.08</b>

## JUSTICE OF THE PEACE PCT. #1\*\*\*\*\*

SALARY	\$47,500.08	\$47,500.00	\$46,500.00	\$45,500.04	\$44,000.04
CLERK ONE SALARY	\$41,000.04	\$41,000.08	\$40,000.08	\$39,000.00	\$37,500.00
CLERK TWO SALARY	\$40,000.08	\$40,000.00	\$39,000.00	\$38,000.04	\$36,500.04
RELIEF DEPUTY SALARY	\$1,000.00	\$5,000.00	\$0.00	\$3,435.00	\$6,172.50
LONGEVITY PAY	\$1,250.00	\$1,100.00	\$950.00	\$800.00	\$1,700.00
FICA MATCH	\$8,421.89	\$8,413.00	\$7,839.94	\$7,857.50	\$7,919.58
MEDICARE MATCH	\$2,021.26	\$2,020.00	\$1,833.57	\$1,837.76	\$1,852.10
TCDRS COUNTY MATCH	\$14,272.52	\$14,807.00	\$13,909.54	\$13,562.92	\$13,222.79
HOSP. & LIFE INSURANCE	\$37,200.00	\$36,000.00	\$23,068.56	\$21,791.32	\$27,403.36
COMPUTER MAINTENANCE	\$0.00	\$0.00	\$0.00	\$0.00	\$0.00
REPAIRS & REPLACEMENTS	\$500.00	\$500.00	\$0.00	\$0.00	\$156.25
MISCELLANEOUS, BONDS, & DUES	\$750.00	\$750.00	\$417.50	\$200.00	\$262.50
MISCELLANEOUS, TRAVEL & SCHOOLING	\$2,000.00	\$2,000.00	\$1,032.30	\$1,852.48	\$0.00
JP DS2 FEES (2003-2004)	\$0.00	\$5,010.25	\$0.00	\$0.00	\$0.00
JUSTICE COURT JURORS	\$3,000.00	\$3,000.00	\$0.00	\$660.00	\$0.00
JUSTICE COURT APPOINTED ATTORNEYS	\$1,000.00	\$1,000.00	\$0.00	\$250.00	\$0.00
JP COURT INTERPRETERS	\$500.00	\$500.00	\$0.00	\$0.00	\$0.00
JP COURT APPOINTED JUDGE	\$3,000.00	\$3,000.00	\$536.64	\$1,575.36	\$2,539.20
OFFICE SUPPLIES	\$3,000.00	\$3,000.00	\$180.48	\$1,797.73	\$1,482.52
COMPUTER MAINTENANCE & PROGRAMS	\$2,000.00	\$2,000.00	\$784.51	\$0.00	\$0.00
EQUIPMENT & FURNITURE	\$1,000.00	\$1,000.00	\$0.00	\$0.00	\$342.59
<b>TOTAL JUSTICE OF THE PEACE PCT. #1</b>	<b>\$209,415.87</b>	<b>\$217,600.33</b>	<b>\$176,031.12</b>	<b>\$176,120.15</b>	<b>\$181,053.47</b>

**EMERGENCY MANAGEMENT\*\*\*\*\***

EMERGENCY MGT. COORD. SALARY	\$41,000.04	\$41,000.08	\$39,099.26	\$39,000.00	\$37,500.00
LONGEVITY PAY	\$50.00	\$0.00	\$500.00	\$450.00	\$400.00
FICA MATCH	\$2,565.63	\$2,875.00	\$2,582.55	\$2,400.95	\$2,308.09
MEDICARE MATCH	\$615.75	\$690.00	\$603.98	\$561.48	\$539.81
TCDRS COUNTY MATCH	\$4,515.50	\$5,060.00	\$4,664.38	\$4,339.50	\$4,189.00
HOSP., & LIFE INSURANCE	\$12,400.00	\$12,000.00	\$9,587.19	\$10,873.16	\$10,274.32
CAR ALLOWANCE	\$0.00	\$0.00	\$3,853.79	\$4,200.00	\$4,200.00
REPAIRS & REPLACEMENT	\$500.00	\$500.00	\$237.75	\$0.00	\$0.00
MISCELLANEOUS, DUES & MEMBERSHIPS	\$0.00	\$0.00	\$0.00	\$0.00	\$0.00
MISCELLANEOUS, TRAVEL & SCHOOLING	\$1,790.00	\$1,500.00	\$1,798.88	\$149.70	\$246.60
WEATHER TAP MEMBERSHIP	\$0.00	\$90.00	\$83.95	\$83.95	\$83.95
OFFICE SUPPLIES	\$700.00	\$700.00	\$261.45	\$64.40	\$448.01
EQUIPMENT & FURNITURE	\$1,100.00	\$1,100.00	\$595.00	\$1,552.81	\$985.38
COMPUTER MAINTENANCE & PROGRAMS	\$100.00	\$300.00	\$1,800.00	\$1,850.00	\$1,800.00
INTERNET SERVICE AGREEMENT	\$0.00	\$0.00	\$0.00	\$0.00	\$0.00
VEHICLE MAINTENANCE	\$5,000.00	\$5,000.00	\$0.00		
INSURANCE	\$150.00				
<b>TOTAL EMERGENCY MANAGEMENT</b>	<b>\$70,486.92</b>	<b>\$70,815.08</b>	<b>\$65,668.16</b>	<b>\$65,525.95</b>	<b>\$62,955.16</b>

**HEALTH OFFICER\*\*\*\*\***

COUNTY HEALTH OFFICER AUTHORITY	\$1,000.00	\$1,000.00	\$300.00	\$350.00	\$700.00
<b>TOTAL HEALTH OFFICER</b>	<b>\$1,000.00</b>	<b>\$1,000.00</b>	<b>\$300.00</b>	<b>\$350.00</b>	<b>\$700.00</b>



**VETERAN SERVICE OFFICER\*\*\*\*\***

VETERANS SERVICE OFFICER SALARY	\$1,874.40	\$1,874.40	\$1,796.80	\$1,874.40	\$1,874.40
LONGEVITY PAY	\$0.00	\$0.00	\$0.00	\$0.00	\$0.00
FICA MATCH	\$118.00	\$120.00	\$111.34	\$116.16	\$116.16
MEDICARE MATCH	\$30.00	\$30.00	\$26.00	\$27.12	\$27.12
MISCELLANEOUS, DUES & MEMBERSHIPS	\$0.00	\$20.00	\$0.00	\$0.00	\$0.00
MISCELLANEOUS, TRAVEL & SCHOOLING	\$1,020.00	\$1,000.00	\$968.87	\$0.00	\$0.00
OFFICE SUPPLIES	\$150.00	\$150.00	\$131.43	\$193.07	\$140.82
EQUIPMENT & FURNITURE	\$150.00	\$150.00	\$0.00	\$0.00	\$0.00
<b>TOTAL VETERAN SERVICE OFFICER</b>	<b>\$3,342.40</b>	<b>\$3,344.40</b>	<b>\$3,034.24</b>	<b>\$2,210.75</b>	<b>\$2,158.50</b>

**HIGHWAY PATROL SECRETARY\*\*\*\*\***

SECRETARY SALARY	\$41,000.04	\$41,000.08	\$33,333.40	\$34,787.50	\$37,500.00
LONGEVITY PAY	\$50.00	\$0.00	\$0.00	\$1,500.00	\$1,450.00
FICA MATCH	\$2,565.63	\$2,563.00	\$2,066.70	\$2,190.71	\$2,344.87
MEDICARE MATCH	\$615.75	\$615.00	\$483.30	\$512.38	\$548.43
TCDRS COUNTY MATCH	\$4,515.00	\$4,511.00	\$3,666.70	\$3,991.63	\$4,284.50
HOSP. & LIFE INSURANCE	\$12,400.00	\$12,000.00	\$8,876.78	\$9,043.54	\$10,274.32
COMPUTER MAINTENANCE	\$0.00	\$0.00	\$0.00	\$0.00	\$0.00
REPAIRS & REPLACEMENTS	\$150.00	\$150.00	\$67.33	\$0.00	\$12.32
MISCELLANEOUS/LICENCE & WEIGHT	\$250.00	\$250.00	\$231.41	\$209.00	\$171.37
OFFICE SUPPLIES	\$1,500.00	\$2,000.00	\$1,949.01	\$1,078.59	\$700.68
COMPUTER MAINTENANCE & PROGRAMS	\$700.00	\$700.00	\$170.00	\$89.99	\$274.41
MISCELLANEOUS/RADAR & REPAIRS	\$210.00	\$210.00	\$0.00	\$0.00	\$313.50
EQUIPMENT & FURNITURE/LEASE EQUIPMENT	\$6,800.00	\$6,800.00	\$6,709.99	\$6,787.65	\$8,249.67
<b>TOTAL HIGHWAY PATROL SECRETARY</b>	<b>\$70,756.42</b>	<b>\$70,799.08</b>	<b>\$57,354.62</b>	<b>\$60,168.99</b>	<b>\$64,124.07</b>

**INDIGENT HEALTH CARE\*\*\*\*\***

MEDICAL EXPENSES	\$100,000.00	\$100,000.00	\$59,293.69	\$34,829.91	\$11,162.99
TOTAL INDIGENT HEALTH CARE	\$100,000.00	\$100,000.00	\$59,293.69	\$34,829.91	\$11,162.99

**JUVENILE EXPENSES\*\*\*\*\***

CAR EXPENSES	\$0.00	\$0.00	\$0.00	\$0.00	\$0.00
PRO RATA SHARE	\$50,000.00	\$50,000.00	\$45,816.96	\$44,560.88	\$41,095.80
BOARD MEMBERS EXPENSES	\$250.00	\$250.00	\$55.00	\$93.50	\$99.00
RESIDENTIAL TREATMENT/FOSTER CARE	\$45,000.00	\$45,000.00	\$26,513.79	\$36,548.42	\$4,300.00
JUVENILE COURT APPOINTED ATTORNEYS	\$3,000.00	\$3,000.00	\$3,260.00	\$2,605.00	\$1,335.00
<b>TOTAL JUVENILE</b>	<b>\$98,250.00</b>	<b>\$98,250.00</b>	<b>\$75,645.75</b>	<b>\$83,805.80</b>	<b>\$46,829.60</b>

**OSSF EXPENSES\*\*\*\*\***

OSSF CONTRACT LABOR EXPENSES	\$32,000.08	\$32,000.08	\$31,000.08	\$30,000.00	\$28,500.00
OFFICE SUPPLIES	\$500.00	\$500.00	\$0.00	\$0.00	\$0.00
TESTING/LAB WORK	\$1,000.00	\$1,000.00	\$200.00	\$220.00	\$330.00
EQUIPMENT AND FURNITURE	\$0.00	\$0.00	\$0.00	\$0.00	\$0.00
MISCELLANEOUS, TRAVEL & SCHOOLING	\$1,500.00	\$1,500.00	\$0.00	\$0.00	\$0.00
COMPUTER MAINTENANCE & PROGRAMS	\$500.00	\$500.00	\$0.00	\$0.00	\$0.00
REPAIRS & REPLACEMENTS	\$500.00	\$500.00	\$0.00	\$0.00	\$0.00
<b>TOTAL OSSF</b>	<b>\$36,000.08</b>	<b>\$36,000.08</b>	<b>\$31,200.08</b>	<b>\$30,220.00</b>	<b>\$28,830.00</b>

## NON DEPARTMENTAL\*\*\*\*\*

FICA MATCH	\$0.00	\$0.00	\$0.00	\$0.00	\$0.00
MEDICARE MATCH	\$0.00	\$0.00	\$0.00	\$0.00	\$0.00
TCDRS COUNTY MATCH	\$0.00	\$0.00	\$0.00	\$0.00	\$5,700.00
WORKER'S COMPENSATION	\$48,000.00	\$45,000.00	\$40,197.00	\$4,517.20	\$4,375.35
UNEMPLOYMENT	\$10,000.00	\$10,000.00	\$10,864.51	\$2,636.21	\$4,349.75
HOSP. & LIFE INSURANCE	\$0.00	\$0.00	\$0.00	\$0.00	\$0.00
INVESTIGATOR TRAVEL	\$0.00	\$0.00	\$0.00	\$0.00	\$0.00
AUDIT	\$45,000.00	\$35,000.00	\$23,250.00	\$22,825.00	\$22,450.00
C/C CHILD WELFARE SUPPORT	\$1,000.00	\$2,000.00	\$2,000.00	\$2,000.00	\$2,000.00
MHMR SUBSIDY	\$2,900.00	\$2,900.00	\$2,900.00	\$2,900.00	\$2,775.00
EMERGENCY MEDICAL DIRECTOR	\$6,000.00	\$6,000.00	\$6,000.00	\$6,000.00	\$6,000.00
TAX APPRAISAL DIST./OPERATING BUDGET	\$140,000.00	\$140,000.00	\$121,802.25	\$122,828.75	\$127,182.31
TAX APPRAISAL DIST./COLLECTION BUDGET	\$48,500.00	\$48,500.00	\$40,600.75	\$40,942.25	\$42,397.44
CLAY COUNTY SENIOR CITIZENS, INC.	\$4,000.00	\$4,000.00	\$4,000.00	\$4,000.00	\$4,000.00
COMPUTER MTN./INTERNET/ALL OFFICES	\$30,200.00	\$43,200.00	\$7,341.60	\$3,998.79	\$5,987.68
COPY MACHINE/MTN., PAY., REPAIRS & SUPPLIES	\$20,000.00	\$35,000.00	\$42,072.35	\$20,768.11	\$22,555.88
GOVERNMENT DAM REPAIRS	\$2,500.00	\$5,000.00	\$636.84	\$2,531.17	\$0.00
DISTRICT ATTORNEY OFFICE PRO RATA SHARE	\$110,000.00	\$110,000.00	\$91,266.41	\$93,800.42	\$93,312.85
RISK MANAGEMENT POOL INSURANCE	\$96,500.00	\$85,000.00	\$73,061.00	\$86,745.60	\$69,965.00
CLAY COUNTY BONDS & INSURANCES	\$1,000.00	\$2,000.00	\$820.00	\$820.00	\$820.00
INQUESTS & AUTOPSIES	\$30,000.00	\$30,000.00	\$24,695.00	\$27,523.30	\$31,543.90
PETROLIA SENIOR CITIZENS, INC.	\$4,000.00	\$4,000.00	\$4,000.00	\$4,000.00	\$4,000.00
ELEVATOR MAINTENANCE CONTRACT/REPAIRS	\$5,000.00	\$8,000.00	\$1,570.00	\$13,089.00	\$25,570.00
FEMA EXPENSES	\$0.00	\$0.00	\$0.00	\$0.00	\$0.00
MISCELLANEOUS SALARY EXPENSES	\$3,000.00	\$3,000.00	\$0.00	\$0.00	\$0.00
LEGAL FEES EXPENSES	\$10,000.00	\$10,000.00	\$0.00	\$0.00	\$0.00
PUBLIC DEFENDER (CAPITAL MURDER CASES)	\$5,422.17	\$4,776.00	\$4,776.00	\$3,582.00	\$0.00
PAUPERS & INDIGENTS	\$10,000.00	\$12,000.00	\$6,000.00	\$2,000.00	\$2,000.00
GRANTS PAID OUT	\$10,000.00	\$1,500,000.00	\$76,597.74	\$51,354.68	\$106,541.75
UTILITIES (ALL DEPARTMENTS)	\$65,000.00	\$85,000.00	\$68,183.17	\$72,198.93	\$68,932.51
INVESTIGATORS	\$500.00	\$500.00	\$0.00	\$0.00	\$0.00
CONTRACT/CLEANING & LABOR	\$8,500.00	\$8,500.00	\$6,000.00	\$6,000.00	\$6,000.00
SUBDIVISION EXPENSES	\$500.00	\$2,500.00	\$0.00	\$0.00	\$0.00
CLAY COUNTY REDISTRICTING	\$0.00	\$0.00	\$0.00	\$0.00	\$0.00
SALE OF ESTRAY	\$2,000.00	\$2,000.00	\$4,795.00	\$0.00	\$2,223.50
PSYCHOLOGICAL EVALUATIONS	\$1,000.00	\$2,000.00	\$0.00	\$0.00	\$2,150.00
ROLLBACK EXPENSES	\$7,284.48	\$7,284.48	\$0.00	\$0.00	\$0.00
DISTRICT CLERK/UNIDENTIFIABLE FUNDS	\$16,790.15	\$16,790.15	\$0.00	\$0.00	\$0.00
POSTAGE METER & POSTAGE	\$25,000.00	\$35,000.00	\$23,309.98	\$29,294.00	\$18,512.00
NON DEPARTMENTAL SUPPLIES	\$400.00	\$800.00	\$274.00	\$202.00	\$181.88
EQUIPMENT PURCHASES	\$15,000.00	\$50,000.00	\$12,435.54	\$24,370.12	\$5,872.16
PURCHASE OF BUILDINGS/PROPERTY	\$0.00	\$0.00	\$0.00	\$0.00	\$0.00
C/C PROPERTY RENOVATIONS & REPAIRS	\$40,000.00	\$100,000.00	\$39,988.58	\$16,145.79	\$18,387.88
RIGHT OF WAY	\$300.00	\$0.00	\$0.00	\$0.00	\$0.00
EMERGENCY RESERVE	\$100,000.00	\$125,000.00	\$0.00	\$0.00	\$0.00
CONSERVATION DEPARTMENT	\$3,000.00	\$3,000.00	\$3,000.00	\$3,000.00	\$3,000.00
CLAY COUNTY HISTORICAL COMMISSION	\$500.00	\$500.00	\$0.00	\$0.00	\$355.38
CONTINGENCY	\$50,000.00	\$100,000.00	\$6,060.79	\$93,324.29	\$56,608.12
ECONOMICAL DEVELOPMENT PROJECTS	\$648.77	\$0.00	\$985.25	\$0.00	\$0.00
DRUG LAB EXPENSES	\$500.00	\$1,000.00	\$0.00	\$150.00	\$5,055.16
BANK SERVICE CHARGES	\$8,000.00	\$4,500.00	\$5,033.00	\$4,644.45	\$764.76
<b>TOTAL NON DEPARTMENTAL</b>	<b>\$987,943.57</b>	<b>\$2,689,550.63</b>	<b>\$754,526.72</b>	<b>\$748,186.06</b>	<b>\$771,560.26</b>

**CONTRACTS/VOLUNTEER FIRE DEPARTMENTS\*\*\*\*\***

ARROWHEAD RANCH ESTATES VFD	\$2,500.00	\$2,500.00	\$2,500.00	\$2,500.00	\$2,500.00
BELLEVUE VFD	\$2,500.00	\$2,500.00	\$2,500.00	\$2,500.00	\$2,500.00
BLUEGROVE VFD	\$2,500.00	\$2,500.00	\$2,500.00	\$2,500.00	\$2,500.00
BYERS VFD	\$2,500.00	\$2,500.00	\$2,500.00	\$2,500.00	\$2,500.00
CHARLIE-THORNBERRY VFD	\$2,500.00	\$2,500.00	\$2,500.00	\$2,500.00	\$2,500.00
C/C RURAL FIRE PREV. DIST. #1	\$2,500.00	\$2,500.00	\$2,500.00	\$2,500.00	\$2,500.00
HENRIETTA VFD	\$2,500.00	\$2,500.00	\$2,500.00	\$2,500.00	\$2,500.00
JOLLY VFD	\$2,500.00	\$2,500.00	\$2,500.00	\$2,500.00	\$2,500.00
LAKE ARROWHEAD VFD	\$2,500.00	\$2,500.00	\$2,500.00	\$2,500.00	\$2,500.00
PETROLIA VFD	\$2,500.00	\$2,500.00	\$2,500.00	\$2,500.00	\$2,500.00
JOY VFD	\$2,500.00	\$2,500.00	\$2,500.00	\$2,500.00	\$2,500.00
VASHTI VFD	\$2,500.00	\$2,500.00	\$2,500.00	\$2,500.00	\$2,500.00
<b>TOTAL VOLUNTEER FIRE DEPARTMENTS</b>	<b>\$30,000.00</b>	<b>\$30,000.00</b>	<b>\$30,000.00</b>	<b>\$30,000.00</b>	<b>\$30,000.00</b>

## SHERIFF DEPARTMENT EXPENSES\*\*\*\*\*

SHERIFF SALARY	\$50,000.04	\$50,000.08	\$47,500.08	\$46,500.00	\$45,000.00
DEPUTIES SALARY	\$1,059,000.36	\$973,000.00	\$940,024.11	\$909,991.23	\$881,377.87
RELIEF EMPLOYEE SALARY	\$3,000.00	\$25,000.00	\$6,240.00	\$16,857.44	\$22,661.25
JAILER SALARY	\$0.00	\$0.00	\$0.00	\$0.00	\$0.00
LONGEVITY PAY	\$5,750.00	\$3,950.00	\$3,050.00	\$2,650.00	\$1,650.00
FICA MATCH	\$69,906.28	\$65,747.00	\$59,311.73	\$58,257.57	\$58,106.99
MEDICARE MATCH	\$16,777.51	\$15,780.00	\$13,871.28	\$13,624.35	\$13,589.58
TCDRS COUNTY MATCH	\$123,035.04	\$112,965.00	\$108,747.80	\$105,836.70	\$102,652.31
WORKER'S COMPENSATION	\$0.00	\$0.00	\$0.00	\$16,709.20	\$22,500.00
UNEMPLOYMENT	\$0.00	\$0.00	\$0.00	\$2,950.29	\$7,563.33
HOSP. & LIFE INSURANCE	\$334,800.00	\$300,000.00	\$266,804.30	\$229,403.53	\$217,608.75
MISCELLANEOUS, BONDS AND DUES	\$1,700.00	\$1,700.00	\$337.00	\$938.16	\$941.50
TRAVEL AND SCHOOLING	\$6,900.00	\$6,900.00	\$5,631.79	\$6,593.04	\$8,146.57
VEHICLE INSURANCE	\$7,000.00	\$7,000.00	\$2,581.60	\$2,340.00	\$2,575.00
MEDICAL EXAMS/SEXUAL ABUSE	\$6,000.00	\$6,000.00	\$1,087.00	\$2,166.00	\$0.00
INVESTIGATIONS	\$2,500.00	\$2,500.00	\$1,902.87	\$2,725.06	\$2,932.89
UTILITIES	\$42,000.00	\$47,000.00	\$39,494.87	\$38,578.16	\$35,112.86
COMMUNICATION MAINTENANCE	\$7,000.00	\$7,000.00	\$680.00	\$5,878.30	\$1,461.45
VEHICLE MAINTENANCE	\$16,000.00	\$16,000.00	\$16,627.69	\$14,826.02	\$19,082.79
BUILDING MAINTENANCE/JANITOR SUPPLIES	\$15,000.00	\$15,000.00	\$13,916.10	\$17,143.70	\$14,962.43
OFFICE SUPPLIES	\$8,000.00	\$8,000.00	\$6,830.49	\$7,521.48	\$5,474.66
UNIFORMS	\$9,000.00	\$9,000.00	\$2,458.52	\$4,362.61	\$5,269.10
AMMUNITION	\$4,800.00	\$4,800.00	\$7,081.16	\$4,723.94	\$4,862.49
PRISONER SUPPLIES/FOOD	\$50,000.00	\$55,000.00	\$37,107.77	\$42,245.28	\$54,864.72
MISCELLANEOUS PRISONER SUPPLIES	\$77,000.00	\$87,000.00	\$58,445.52	\$47,244.28	\$45,492.26
GAS & OIL	\$70,000.00	\$80,000.00	\$54,262.08	\$73,548.21	\$81,728.14
COMPUTER SOFTWARE MAINTENANCE	\$18,200.00	\$18,200.00	\$20,940.00	\$22,585.00	\$22,869.75
EQUIPMENT & FURNITURE	\$2,500.00	\$2,500.00	\$1,464.48	\$3,152.25	\$51,421.65
CAPITAL OUTLAY (VEHICLE)	\$115,000.00	\$115,000.00	\$87,573.40	\$0.00	\$0.00
SAFETY VESTS	\$0.00	\$0.00	\$0.00	\$0.00	\$0.00
BANK SERVICE CHARGE	\$0.00	\$0.00	\$0.00	\$0.00	\$0.00
<b>TOTAL SHERIFF DEPARTMENT</b>	<b>\$2,120,869.23</b>	<b>\$2,035,042.08</b>	<b>\$1,803,971.64</b>	<b>\$1,699,351.80</b>	<b>\$1,729,908.34</b>



**LAW LIBRARY EXPENSES\*\*\*\*\***

BOOKS	\$6,000.00	\$10,000.00	\$5,137.33	\$2,947.67	\$6,191.08
<b>TOTAL LAW LIBRARY</b>	<b>\$6,000.00</b>	<b>\$10,000.00</b>	<b>\$5,137.33</b>	<b>\$2,947.67</b>	<b>\$6,191.08</b>
DEDUCT TRANSFERS TO OTHER FUNDS TO HOSPITAL AND PCTS	\$240,077.50	\$390,077.50	\$340,060.44	\$340,095.68	\$315,047.28
<b>TOTAL ALL EXPENSES*****</b>	<b>\$5,962,054.63</b>	<b>\$7,406,643.39</b>	<b>\$5,133,005.96</b>	<b>\$5,017,160.23</b>	<b>\$4,830,821.30</b>

PRECINCT NO. 1 - ROAD AND BRIDGE FUND FARM TO MARKET AND LATERAL ROAD FUND	FISCAL YEAR 2017 PROPOSED	FISCAL YEAR 2016 PROPOSED	FISCAL YEAR 2015 ACTUAL	FISCAL YEAR 2014 ACTUAL	FISCAL YEAR 2013 ACTUAL
<b>RECEIPTS</b>					
TAXES - AD VALOREM (F.M. - .2178)	\$236,817.64	\$254,601.00	\$256,035.19	\$73,289.27	\$64,294.63
DELINQUENT TAXES (F.M.)	\$3,300.00	\$3,300.00	\$4,692.21	\$1,358.81	\$1,199.62
AUTO REGISTRATION (.25)	\$120,000.00	\$120,000.00	\$117,700.47	\$124,501.45	\$125,579.72
FEMA EMERGENCY FUND	\$0.00	\$0.00	\$0.00	\$0.00	\$0.00
GRANTS IN	\$0.00	\$50,000.00	\$30,379.33	\$0.00	\$0.00
ST COMP/GROSS AXLE WEIGHT FEES	\$0.00	\$0.00	\$17,614.79	\$15,037.77	\$12,864.82
COUNTY CLERK FEES & FINES	\$4,000.00	\$4,000.00	\$8,522.53	\$6,390.64	\$8,859.25
DISTRICT CLERK FEES & FINES	\$4,000.00	\$4,000.00	\$6,279.89	\$6,211.52	\$4,058.00
INTEREST INCOME	\$200.00	\$200.00	\$60.21	\$664.22	\$4,016.00
MISCELLANEOUS INCOME	\$0.00	\$0.00	\$0.00	\$0.00	\$2,000.00
MISCELLANEOUS REIMBURSEMENTS	\$0.00	\$0.00	\$0.00	\$1,001.51	\$1,779.48
SALE OF PROPERTY/EQUIPMENT	\$0.00	\$0.00	\$0.00	\$0.00	\$22,000.00
LATERAL ROAD FUNDS	\$0.00	\$0.00	\$5,732.01	\$5,914.43	\$5,738.09
<b>TOTAL RECEIPTS*****</b>	<b>\$368,317.64</b>	<b>\$436,101.00</b>	<b>\$447,016.63</b>	<b>\$234,369.62</b>	<b>\$252,389.81</b>
BEGINNING BALANCE - CASH	\$396,000.00	\$296,470.00	\$216,953.08	\$113,629.88	\$165,092.89
BEGINNING BALANCE - C.D./INVESTMENTS	\$0.00	\$100,000.00	\$100,000.00	\$235,214.47	\$250,000.00
<b>TOTAL RESOURCES*****</b>	<b>\$764,317.64</b>	<b>\$832,571.00</b>	<b>\$763,969.69</b>	<b>\$583,213.97</b>	<b>\$667,482.30</b>
ADD TRANSFERS FROM GENERAL FUND	\$35,000.00	\$60,000.00	\$60,000.00	\$60,000.00	\$60,000.00
ADD TRANSFERS FROM HEALTH INS.FUND COUNTY SHA	\$0.00	\$0.00	\$0.00	\$0.00	\$0.00
DEDUCT TRANSFERS TO _____ FUND	\$0.00	\$0.00	\$0.00	\$0.00	\$0.00
<b>TOTAL AVAILABLE RESOURCES*****</b>	<b>\$799,317.64</b>	<b>\$892,571.00</b>	<b>\$823,969.69</b>	<b>\$643,213.97</b>	<b>\$727,482.30</b>
<b>PRECINCT 1 - ROAD AND BRIDGE FUND EXPENDITURES</b>	<b>FISCAL YEAR 2017 PROPOSED</b>	<b>FISCAL YEAR 2016 PROPOSED</b>	<b>FISCAL YEAR 2015 ACTUAL</b>	<b>FISCAL YEAR 2014 ACTUAL</b>	<b>FISCAL YEAR 2013 ACTUAL</b>
<b>1. MAINTENANCE COSTS*****</b>					
COMMISSIONER'S WAGES	\$48,500.08	\$48,500.08	\$47,500.08	\$46,500.00	\$45,000.00
EMPLOYEES' WAGES	\$179,000.08	\$137,000.00	\$125,335.08	\$123,585.20	\$119,005.20
LONGEVITY BONUS	\$3,350.00	\$3,150.00	\$2,950.00	\$2,750.00	\$2,550.00
FICA MATCH	\$14,428.13	\$11,790.00	\$10,769.12	\$10,610.31	\$10,221.95
MEDICARE MATCH	\$3,462.75	\$2,830.00	\$2,518.56	\$2,481.40	\$2,390.59
TCDRS COUNTY MATCH	\$24,293.51	\$20,752.00	\$19,189.46	\$18,727.54	\$18,045.54
WORKER'S COMPENSATION	\$0.00	\$0.00	\$0.00	\$4,853.60	\$4,017.84
UNEMPLOYMENT	\$0.00	\$0.00	\$0.00	\$398.28	\$542.94
HOSPITALIZATION, LIFE & AD&D INS	\$62,000.00	\$48,000.00	\$46,003.08	\$43,439.84	\$41,055.48
<b>1. TOTAL MAINTENANCE COSTS*****</b>	<b>\$335,034.55</b>	<b>\$272,022.08</b>	<b>\$254,265.38</b>	<b>\$253,356.17</b>	<b>\$242,829.54</b>
<b>2. CONSTRUCTION COSTS:*****</b>					
ROAD MATERIALS	\$65,000.00	\$65,000.00	\$39,087.99	\$58,283.08	\$58,828.89
UTILITIES	\$6,000.00	\$6,000.00	\$4,375.48	\$4,917.13	\$4,682.68
GAS AND OIL	\$75,000.00	\$75,000.00	\$56,017.25	\$74,222.80	\$73,373.23
PARTS, REPAIRS, AND SUPPLIES	\$30,000.00	\$30,000.00	\$16,134.47	\$12,642.87	\$26,560.38
LABOR/LEASE EQUIPMENT)	\$10,000.00	\$10,000.00	\$4,419.28	\$3,354.20	\$9,341.35
CULVERTS AND BRIDGES	\$10,000.00	\$10,000.00	\$4,104.00	\$5,088.00	\$0.00
INSURANCE OF VEHICLES	\$5,000.00	\$5,000.00	\$3,904.60	\$3,700.33	\$1,609.25
<b>2. TOTAL CONSTRUCTION COSTS*****</b>	<b>\$201,000.00</b>	<b>\$201,000.00</b>	<b>\$128,043.07</b>	<b>\$182,208.41</b>	<b>\$174,395.78</b>
<b>3. CAPITAL OUTLAY*****</b>					
ROAD MACHINERY, AUTO., & TOOLS	\$80,000.00	\$80,000.00	\$19,700.00	\$25,339.75	\$98,655.00
BARN	\$2,000.00	\$2,000.00	\$374.00	\$49.74	\$0.00
RIGHT-OF-WAY	\$0.00	\$0.00	\$0.00	\$0.00	\$0.00
EQUIPMENT NOTES PAYABLE	\$30,000.00	\$30,000.00	\$30,000.00	\$30,000.00	\$30,000.00
GRANTS OUT	\$0.00	\$50,000.00	\$25,118.86	\$0.00	\$0.00
<b>3. TOTAL CAPITAL OUTLAY*****</b>	<b>\$112,000.00</b>	<b>\$162,000.00</b>	<b>\$75,192.86</b>	<b>\$55,389.49</b>	<b>\$128,655.00</b>
<b>4. MISCELLANEOUS/CONTINGENCY*****</b>					
	\$10,000.00	\$10,000.00	\$1,665.51	\$3,738.05	\$1,855.93
<b>7. SCHOOLING*****</b>					
	\$1,500.00	\$1,500.00	\$225.00	\$1,279.49	\$1,096.37
<b>8. LATERAL ROAD EXPENSE*****</b>					
	\$0.00	\$0.00	\$0.00	\$0.00	\$0.00
<b>9. BANK SERVICE CHARGE*****</b>					
	\$100.00	\$100.00	\$0.00	\$0.00	\$0.00
<b>TOTAL EXPENDITURES*****</b>	<b>\$659,634.55</b>	<b>\$646,622.08</b>	<b>\$459,391.82</b>	<b>\$475,971.61</b>	<b>\$548,832.62</b>
BALANCE, END OF YEAR - CASH	\$139,683.09	\$145,948.92	\$264,577.87	-\$33,421.86	\$178,849.88
BALANCE, END OF YEAR - C.D./INVESTMENTS	\$0.00	\$100,000.00	\$100,000.00	\$200,864.22	\$0.00
<b>TOTAL EXPENDITURES &amp; BALANCE*****</b>	<b>\$799,317.64</b>	<b>\$892,571.00</b>	<b>\$823,969.69</b>	<b>\$643,213.97</b>	<b>\$727,482.30</b>

PRECINCT NO. 2 - ROAD AND BRIDGE FUND FARM TO MARKET & LATERAL ROAD FUND	FISCAL YEAR 2017 PROPOSED	FISCAL YEAR 2018 PROPOSED	FISCAL YEAR 2015 ACTUAL	FISCAL YEAR 2014 ACTUAL	FISCAL YEAR 2013 ACTUAL
<b>RECEIPTS</b>					
TAXES - AD VALOREM (F.M. - .1762)	\$191,585.26	\$205,972.00	\$207,132.27	\$59,290.91	\$52,014.28
DELINQUENT TAXES (F.M.)	\$2,700.00	\$2,700.00	\$3,141.10	\$1,099.25	\$970.46
AUTO REGISTRATION (.25)	\$120,000.00	\$120,000.00	\$117,907.99	\$124,501.51	\$125,579.65
FEMA EMERGENCY FUNDS	\$0.00	\$0.00	\$0.00	\$0.00	\$0.00
GRANTS IN	\$0.00	\$23,574.00	\$10,809.30	\$0.00	\$0.00
ST.COMP./GROSS & AXLE FEES	\$0.00	\$0.00	\$14,250.39	\$12,165.54	\$10,407.64
COUNTY CLERK FEES & FINES	\$4,000.00	\$4,000.00	\$8,199.72	\$6,390.61	\$8,859.24
DISTRICT CLERK FEES & FINES	\$4,000.00	\$4,000.00	\$5,977.01	\$6,211.52	\$4,058.00
INTEREST INCOME	\$50.00	\$50.00	\$30.16	\$527.16	\$407.77
MISCELLANEOUS INCOME	\$0.00	\$0.00	\$600.00	\$50.00	\$325.00
MISCELLANEOUS REIMBURSEMENTS	\$0.00	\$0.00	\$83.04	\$1,073.59	\$592.23
SALE OF PROPERTY /EQUIPMENT	\$0.00	\$0.00	\$15,000.00	\$11,251.00	\$0.00
LATERAL ROAD FUNDS	\$0.00	\$0.00	\$4,637.19	\$4,784.77	\$4,642.11
<b>TOTAL RECEIPTS*****</b>	<b>\$322,335.26</b>	<b>\$360,296.00</b>	<b>\$387,768.17</b>	<b>\$227,345.86</b>	<b>\$207,856.38</b>
BEGINNING BALANCE - CASH	\$239,862.00	\$239,862.00	\$206,826.81	\$52,950.68	\$261,063.59
BEGINNING BALANCE - C.D./INVESTMENTS	\$0.00	\$0.00	\$0.00	\$200,182.52	\$0.00
<b>TOTAL RESOURCES*****</b>	<b>\$562,197.26</b>	<b>\$600,158.00</b>	<b>\$594,594.98</b>	<b>\$480,479.06</b>	<b>\$468,919.97</b>
ADD TRANSFERS FROM GENERAL FUND	\$35,000.00	\$60,000.00	\$60,000.00	\$60,000.00	\$60,000.00
ADD TRANSFERS FROM HEALTH INS.FUND COUNTY SHA	\$0.00	\$0.00	\$0.00	\$0.00	\$0.00
DEDUCT TRANSFERS TO _____ FUND	\$0.00	\$0.00	\$0.00	\$0.00	\$0.00
<b>TOTAL AVAILABLE RESOURCES*****</b>	<b>\$597,197.26</b>	<b>\$660,158.00</b>	<b>\$654,594.98</b>	<b>\$540,479.06</b>	<b>\$528,919.97</b>
=====					
PRECINCT 2 - ROAD AND BRIDGE FUND EXPENDITURES	FISCAL YEAR 2017 PROPOSED	FISCAL YEAR 2018 PROPOSED	FISCAL YEAR 2015 ACTUAL	FISCAL YEAR 2014 ACTUAL	FISCAL YEAR 2013 ACTUAL
<b>1. MAINTENANCE COSTS*****</b>					
COMMISSIONER'S WAGES	\$48,500.08	\$48,500.08	\$47,500.08	\$46,500.00	\$45,000.00
EMPLOYEE WAGES	\$127,000.08	\$127,000.00	\$123,684.56	\$121,000.20	\$116,500.20
LONGEVITY BONUS	\$3,350.00	\$3,700.00	\$3,500.00	\$3,300.00	\$3,100.00
FICA MATCH	\$11,178.13	\$11,200.00	\$10,798.58	\$10,559.09	\$10,177.93
MEDICARE MATCH	\$2,682.75	\$2,688.00	\$2,525.52	\$2,469.40	\$2,380.40
TCDRS COUNTY MATCH	\$19,873.51	\$19,712.00	\$19,215.26	\$18,788.04	\$18,108.04
WORKER'S COMPENSATION	\$0.00	\$0.00	\$0.00	\$4,853.60	\$4,017.84
UNEMPLOYMENT	\$0.00	\$0.00	\$0.00	\$392.52	\$532.80
HOSPITALIZATION, LIFE & AD&D INS	\$49,600.00	\$48,000.00	\$46,043.12	\$43,492.64	\$41,097.28
<b>1. TOTAL MAINTENANCE COSTS*****</b>	<b>\$261,984.55</b>	<b>\$280,800.08</b>	<b>\$253,267.12</b>	<b>\$251,355.49</b>	<b>\$240,912.49</b>
<b>2. CONSTRUCTION COSTS*****</b>					
ROAD MATERIALS	\$60,000.00	\$60,000.00	\$46,437.22	\$48,683.56	\$47,010.98
UTILITIES	\$6,000.00	\$6,000.00	\$3,051.43	\$3,652.98	\$3,095.21
GAS AND OIL	\$75,000.00	\$75,000.00	\$45,778.28	\$66,022.10	\$65,627.71
PARTS, REPAIRS, AND SUPPLIES	\$18,000.00	\$18,000.00	\$15,280.19	\$16,635.21	\$14,529.30
LABOR(LEASE EQUIPMENT)	\$25,000.00	\$25,000.00	\$9,421.50	\$6,924.40	\$8,915.00
CULVERTS AND BRIDGES	\$3,500.00	\$3,500.00	\$0.00	\$0.00	\$3,317.92
INSURANCE OF VEHICLES	\$6,500.00	\$6,500.00	\$2,740.60	\$2,783.86	\$1,067.25
<b>2. TOTAL CONSTRUCTION COSTS*****</b>	<b>\$194,000.00</b>	<b>\$194,000.00</b>	<b>\$122,719.22</b>	<b>\$144,702.11</b>	<b>\$143,563.37</b>
<b>3. CAPITAL OUTLAY*****</b>					
ROAD MACHINERY, AUTO. & TOOLS	\$28,000.00	\$43,000.00	\$24,631.50	\$10,000.00	\$0.00
EQUIPMENT NOTES PAYABLE	\$55,000.00	\$40,000.00	\$33,000.00	\$26,252.80	\$26,273.80
GRANTS OUT	\$0.00	\$23,574.00	\$10,679.09	\$0.00	\$0.00
BARN	\$1,500.00	\$1,500.00	\$66.93	\$227.90	\$318.20
RIGHT-OF-WAY	\$0.00	\$0.00	\$0.00	\$0.00	\$0.00
<b>3. TOTAL CAPITAL OUTLAY*****</b>	<b>\$84,500.00</b>	<b>\$108,074.00</b>	<b>\$68,377.52</b>	<b>\$36,480.70</b>	<b>\$26,592.00</b>
<b>4. MISCELLANEOUS/CONTINGENCY*****</b>					
	\$5,000.00	\$25,000.00	\$2,274.05	\$4,698.61	\$1,347.39
<b>6. SCHOOLING*****</b>					
	\$1,500.00	\$1,500.00	\$225.00	\$1,062.00	\$1,058.82
<b>8. LATERAL ROAD EXPENSE*****</b>					
	\$0.00	\$0.00	\$0.00	\$0.00	\$0.00
<b>9. BANK SERVICE CHARGES*****</b>					
	\$100.00	\$100.00	\$0.00	\$0.00	\$0.00
<b>TOTAL EXPENDITURES*****</b>	<b>\$547,084.55</b>	<b>\$589,474.08</b>	<b>\$446,862.91</b>	<b>\$438,298.91</b>	<b>\$413,474.07</b>
BALANCE, END OF YEAR - CASH	\$50,112.71	\$70,683.92	\$207,732.07	\$1,652.99	\$115,445.90
BALANCE, END OF YEAR - C.D./INVESTMENTS	\$0.00	\$0.00	\$0.00	\$100,527.16	\$0.00
<b>TOTAL EXPENDITURES &amp; BALANCE*****</b>	<b>\$597,197.26</b>	<b>\$660,158.00</b>	<b>\$654,594.98</b>	<b>\$540,479.06</b>	<b>\$528,919.97</b>

PRECINCT NO. 3 - ROAD AND BRIDGE FUND  
FARM TO MARKET AND LATERAL ROAD FUND

RECEIPTS

	FISCAL YEAR 2017 PROPOSED	FISCAL YEAR 2016 PROPOSED	FISCAL YEAR 2015 ACTUAL	FISCAL YEAR 2014 ACTUAL	FISCAL YEAR 2013 ACTUAL
TAXES - AD VALOREM (F.M. - .2952)	\$320,975.98	\$345,080.00	\$347,022.86	\$99,334.13	\$87,143.08
DELINQUENT TAXES (F.M.)	\$4,400.00	\$4,400.00	\$6,359.81	\$1,841.63	\$1,625.83
AUTO REGISTRATION (.25)	\$120,000.00	\$120,000.00	\$117,700.37	\$124,501.38	\$125,579.36
FEMA EMERGENCY FUNDS	\$32,989.83	\$0.00	\$0.00	\$0.00	\$0.00
GRANTS IN	\$0.00	\$98,000.00	\$58,105.14	\$0.00	\$0.00
ST.COMP./GROSS & AXLE FEES	\$0.00	\$0.00	\$23,874.65	\$20,385.02	\$17,436.61
COUNTY CLERK FEES & FINES	\$4,000.00	\$4,000.00	\$8,522.53	\$6,390.64	\$8,859.27
DISTRICT CLERK FEES & FINES	\$4,000.00	\$4,000.00	\$6,279.86	\$6,211.49	\$4,058.00
INTEREST INCOME	\$50.00	\$50.00	\$60.20	\$651.85	\$791.94
MISCELLANEOUS INCOME	\$0.00	\$0.00	\$81,108.00	\$800.00	\$0.00
MISCELLANEOUS REIMBURSEMENTS	\$0.00	\$0.00	\$0.00	\$1,000.00	\$358.60
SALE OF PROPERTY/EQUIPMENT	\$0.00	\$0.00	\$0.00	\$0.00	\$0.00
LATERAL ROAD FUNDS	\$0.00	\$0.00	\$7,789.01	\$8,016.25	\$7,777.24
<b>TOTAL RECEIPTS*****</b>	<b>\$486,395.81</b>	<b>\$575,530.00</b>	<b>\$656,802.23</b>	<b>\$269,132.39</b>	<b>\$253,629.93</b>
BEGINNING BALANCE - CASH	\$359,542.00	\$259,542.46	\$274,142.46	\$73,809.59	\$113,733.94
BEGINNING BALANCE - C.D./INVESTMENTS	\$0.00	\$0.00	\$0.00	\$265,241.86	\$297,408.90
<b>TOTAL RESOURCES*****</b>	<b>\$845,937.81</b>	<b>\$835,072.46</b>	<b>\$930,944.69</b>	<b>\$608,183.84</b>	<b>\$664,772.77</b>
ADD TRANSFERS FROM GENERAL FUND	\$35,000.00	\$60,000.00	\$60,000.00	\$60,000.00	\$60,000.00
ADD TRANSFERS FROM HEALTH INS.FUND COUNTY SHA	\$0.00	\$0.00	\$0.00	\$0.00	\$0.00
DEDUCT TRANSFERS TO _____ FUND	\$0.00	\$0.00	\$0.00	\$0.00	\$0.00
<b>TOTAL AVAILABLE RESOURCES*****</b>	<b>\$880,937.81</b>	<b>\$895,072.46</b>	<b>\$990,944.69</b>	<b>\$668,183.84</b>	<b>\$724,772.77</b>

PRECINCT 3 - ROAD AND BRIDGE FUND  
EXPENDITURES

	FISCAL YEAR 2017 PROPOSED	FISCAL YEAR 2016 PROPOSED	FISCAL YEAR 2015 ACTUAL	FISCAL YEAR 2014 ACTUAL	FISCAL YEAR 2013 ACTUAL
<b>1. MAINTENANCE COSTS*****</b>					
COMMISSIONER'S WAGES	\$48,500.08	\$48,500.08	\$47,500.08	\$46,500.00	\$45,000.00
EMPLOYEE WAGES	\$168,000.00	\$168,000.00	\$135,334.27	\$120,400.24	\$124,185.24
LONGEVITY BONUS	\$2,200.00	\$1,950.00	\$1,750.00	\$1,550.00	\$2,050.00
FICA MATCH	\$13,668.75	\$12,029.00	\$11,392.71	\$10,364.46	\$10,223.92
MEDICARE MATCH	\$3,280.50	\$2,887.00	\$2,664.38	\$2,423.82	\$2,391.13
TCDRS COUNTY MATCH	\$24,057.00	\$24,029.00	\$18,993.27	\$18,485.62	\$17,880.62
WORKER'S COMPENSATION	\$0.00	\$0.00	\$0.00	\$5,008.80	\$4,017.84
UNEMPLOYMENT	\$0.00	\$0.00	\$0.00	\$386.83	\$543.75
HOSPITALIZATION, LIFE & AD&D INS	\$62,000.00	\$60,000.00	\$46,043.12	\$43,492.64	\$38,528.83
<b>1. TOTAL MAINTENANCE COSTS*****</b>	<b>\$321,706.33</b>	<b>\$317,395.08</b>	<b>\$263,677.83</b>	<b>\$248,612.41</b>	<b>\$244,821.33</b>
<b>2. CONSTRUCTION COSTS*****</b>					
ROAD MATERIALS	\$160,000.00	\$135,000.00	\$133,165.84	\$136,456.67	\$122,290.18
UTILITIES	\$5,000.00	\$5,000.00	\$3,190.09	\$3,582.61	\$3,289.01
GAS AND OIL	\$89,000.00	\$89,000.00	\$70,928.75	\$86,683.96	\$79,054.01
PARTS, REPAIRS, AND SUPPLIES	\$41,000.00	\$34,000.00	\$34,289.74	\$45,092.02	\$33,728.47
LABOR/LEASE EQUIPMENT	\$30,000.00	\$30,000.00	\$21,960.09	\$12,941.53	\$28,881.13
CULVERTS AND BRIDGES	\$10,000.00	\$10,000.00	\$5,234.10	\$1,692.00	\$22,305.28
INSURANCE OF VEHICLES	\$8,000.00	\$8,000.00	\$4,117.51	\$3,950.93	\$2,153.25
<b>2. TOTAL CONSTRUCTION COSTS*****</b>	<b>\$343,000.00</b>	<b>\$311,000.00</b>	<b>\$272,886.12</b>	<b>\$290,401.72</b>	<b>\$291,701.33</b>
<b>3. CAPITAL OUTLAY*****</b>					
ROAD MACHINERY, AUTO., & TOOLS	\$35,000.00	\$35,000.00	\$90,468.90	\$14,809.51	\$5,900.00
EQUIPMENT NOTES PAYABLE	\$41,000.00	\$41,000.00	\$38,545.70	\$32,326.44	\$69,659.35
GRANTS OUT	\$0.00	\$98,000.00	\$60,239.55	\$0.00	\$0.00
BARN	\$3,000.00	\$3,000.00	\$1,015.06	\$2,943.69	\$871.47
RIGHT-OF-WAY	\$0.00	\$0.00	\$0.00	\$0.00	\$0.00
<b>3. TOTAL CAPITAL OUTLAY*****</b>	<b>\$79,000.00</b>	<b>\$177,000.00</b>	<b>\$190,269.21</b>	<b>\$50,079.64</b>	<b>\$76,430.82</b>
<b>4. MISCELLANEOUS/CONTINGENCY*****</b>	<b>\$5,000.00</b>	<b>\$5,000.00</b>	<b>\$5,412.93</b>	<b>\$5,170.09</b>	<b>\$2,100.29</b>
<b>6. SCHOOLING*****</b>	<b>\$1,500.00</b>	<b>\$1,500.00</b>	<b>\$225.00</b>	<b>\$1,192.29</b>	<b>\$1,344.42</b>
<b>8. LATERAL ROAD EXPENSE*****</b>	<b>\$0.00</b>	<b>\$0.00</b>	<b>\$0.00</b>	<b>\$0.00</b>	<b>\$0.00</b>
<b>9. BANK SERVICE CHARGES*****</b>	<b>\$100.00</b>	<b>\$100.00</b>	<b>\$0.00</b>	<b>\$0.00</b>	<b>\$0.00</b>
<b>TOTAL EXPENDITURES*****</b>	<b>\$750,306.33</b>	<b>\$811,995.08</b>	<b>\$732,471.09</b>	<b>\$595,456.15</b>	<b>\$616,398.19</b>
BALANCE, END OF YEAR - CASH	\$130,631.48	\$83,077.38	\$258,473.60	-\$127,924.16	\$108,374.58
BALANCE, END OF YEAR - C.D./INVESTMENTS	\$0.00	\$0.00	\$0.00	\$200,651.85	\$0.00
<b>TOTAL EXPENDITURES &amp; BALANCE*****</b>	<b>\$880,937.81</b>	<b>\$895,072.46</b>	<b>\$990,944.69</b>	<b>\$668,183.84</b>	<b>\$724,772.77</b>

PRECINCT NO. 4 - ROAD AND BRIDGE FUND FARM TO MARKET AND LATERAL ROAD FUND	FISCAL YEAR 2017 PROPOSED	FISCAL YEAR 2016 PROPOSED	FISCAL YEAR 2015 ACTUAL	FISCAL YEAR 2014 ACTUAL	FISCAL YEAR 2013 ACTUAL
<b>RECEIPTS</b>					
TAXES - AD VALOREM (F.M. - .3108)	\$337,938.13	\$363,316.00	\$365,361.45	\$104,583.54	\$91,748.18
DELINQUENT TAXES (F.M.)	\$4,800.00	\$4,800.00	\$6,695.53	\$1,938.88	\$1,711.71
AUTO REGISTRATION (.25)	\$120,000.00	\$120,000.00	\$117,700.29	\$124,501.28	\$125,579.30
FEMA EMERGENCY FUNDS	\$113,000.00	\$0.00	\$0.00	\$0.00	\$0.00
GRANTS IN	\$0.00	\$98,000.00	\$79,473.48	\$0.00	\$0.00
ST.COMP./GROSS & AXLE FEES	\$0.00	\$0.00	\$25,136.30	\$21,455.58	\$18,358.05
COUNTY CLERK FEES & FINES	\$4,000.00	\$4,000.00	\$8,522.47	\$6,390.62	\$8,859.24
DISTRICT CLERK FEES & FINES	\$4,000.00	\$4,000.00	\$6,279.86	\$6,211.49	\$4,058.00
INTEREST INCOME	\$50.00	\$50.00	\$90.24	\$737.77	\$5,656.98
MISCELLANEOUS INCOME	\$0.00	\$0.00	\$489.00	\$200.00	\$2,883.35
MISCELLANEOUS REIMBURSEMENTS	\$0.00	\$0.00	\$51.72	\$1,000.00	\$9,574.42
SALE OF PROPERTY/EQUIPMENT	\$0.00	\$0.00	\$5,978.38	\$0.00	\$8,010.00
LATERAL ROAD FUNDS	\$0.00	\$0.00	\$8,179.55	\$8,439.87	\$8,188.23
<b>TOTAL RECEIPTS*****</b>	<b>\$583,788.13</b>	<b>\$594,166.00</b>	<b>\$623,958.27</b>	<b>\$275,459.01</b>	<b>\$284,627.46</b>
BEGINNING BALANCE - CASH	\$399,276.00	\$399,276.00	\$415,645.86	\$200,705.79	\$75,992.11
BEGINNING BALANCE - C.D./INVESTMENTS	\$0.00	\$0.00	\$0.00	\$265,241.86	\$367,459.25
<b>TOTAL RESOURCES*****</b>	<b>\$983,064.13</b>	<b>\$993,442.00</b>	<b>\$1,039,604.13</b>	<b>\$741,406.66</b>	<b>\$728,078.82</b>
ADD TRANSFERS FROM GENERAL FUND	\$35,000.00	\$60,000.00	\$60,000.00	\$60,000.00	\$60,000.00
ADD TRANSFERS FROM HEALTH INS.FUND COUNTY SHA	\$0.00	\$0.00	\$0.00	\$0.00	\$0.00
DEDUCT TRANSFERS TO _____ FUND	\$0.00	\$0.00	\$0.00	\$0.00	\$0.00
<b>TOTAL AVAILABLE RESOURCES*****</b>	<b>\$1,018,064.13</b>	<b>\$1,053,442.00</b>	<b>\$1,099,604.13</b>	<b>\$801,406.66</b>	<b>\$788,078.82</b>
<b>PRECINCT 4 - ROAD AND BRIDGE FUND EXPENDITURES</b>					
	FISCAL YEAR 2017 PROPOSED	FISCAL YEAR 2016 PROPOSED	FISCAL YEAR 2015 ACTUAL	FISCAL YEAR 2014 ACTUAL	FISCAL YEAR 2013 ACTUAL
<b>1. MAINTENANCE COSTS*****</b>					
COMMISSIONER'S WAGES	\$48,500.04	\$48,500.08	\$47,500.08	\$46,500.00	\$45,000.00
EMPLOYEE WAGES	\$211,000.00	\$211,000.00	\$175,347.88	\$153,117.24	\$153,433.04
LONGEVITY BONUS	\$1,500.00	\$1,450.00	\$1,600.00	\$1,400.00	\$1,400.00
FICA MATCH	\$16,312.51	\$16,310.00	\$13,488.44	\$12,003.88	\$11,772.95
MEDICARE MATCH	\$3,915.00	\$3,915.00	\$3,154.54	\$2,807.22	\$2,753.41
TCDRS COUNTY MATCH	\$28,710.01	\$28,705.00	\$23,487.98	\$20,779.06	\$21,537.83
WORKER'S COMPENSATION	\$0.00	\$0.00	\$0.00	\$5,008.80	\$5,308.16
UNEMPLOYMENT	\$0.00	\$0.00	\$0.00	\$488.16	\$707.39
HOSPITALIZATION, LIFE & AD&D INS	\$74,400.00	\$72,000.00	\$46,983.53	\$47,141.78	\$49,632.30
<b>1. TOTAL MAINTENANCE COSTS*****</b>	<b>\$384,337.56</b>	<b>\$381,880.08</b>	<b>\$311,562.45</b>	<b>\$289,246.14</b>	<b>\$291,545.08</b>
<b>2. CONSTRUCTION COSTS*****</b>					
ROAD MATERIALS	\$120,000.00	\$120,000.00	\$76,283.09	\$100,259.99	\$82,856.24
UTILITIES	\$5,000.00	\$5,000.00	\$4,831.65	\$3,759.68	\$3,658.84
GAS AND OIL	\$80,000.00	\$80,000.00	\$91,427.45	\$80,548.16	\$54,312.85
PARTS, REPAIRS, AND SUPPLIES	\$32,000.00	\$32,000.00	\$18,332.67	\$35,583.14	\$28,147.13
LABOR(LEASE EQUIPMENT)	\$35,000.00	\$35,000.00	\$4,403.50	\$7,290.30	\$11,841.14
CULVERTS AND BRIDGES	\$12,000.00	\$12,000.00	\$12,618.95	\$6,713.28	\$9,102.80
INSURANCE OF VEHICLES	\$8,000.00	\$8,000.00	\$3,340.60	\$3,101.19	\$1,459.25
<b>2. TOTAL CONSTRUCTION COSTS*****</b>	<b>\$292,000.00</b>	<b>\$292,000.00</b>	<b>\$211,237.91</b>	<b>\$237,235.74</b>	<b>\$190,378.25</b>
<b>3. CAPITAL OUTLAY*****</b>					
ROAD MACHINERY, AUTO., & TOOLS	\$50,000.00	\$50,000.00	\$60,054.68	\$42,532.97	\$30,778.99
EQUIPMENT NOTES PAYABLE	\$78,000.00	\$73,000.00	\$42,500.00	\$37,499.60	\$45,849.60
GRANTS OUT	\$0.00	\$98,000.00	\$73,171.67	\$0.00	\$0.00
BARN	\$12,000.00	\$8,000.00	\$7,940.73	\$4,728.76	\$689.79
RIGHT-OF-WAY	\$0.00	\$0.00	\$0.00	\$500.00	\$0.00
<b>3. TOTAL CAPITAL OUTLAY*****</b>	<b>\$140,000.00</b>	<b>\$229,000.00</b>	<b>\$183,667.08</b>	<b>\$85,261.33</b>	<b>\$77,318.38</b>
<b>4. MISCELLANEOUS/CONTINGENCY*****</b>					
	\$12,875.00	\$12,875.00	\$2,429.96	\$2,994.33	\$3,695.23
<b>6. SCHOOLING*****</b>					
	\$2,500.00	\$2,500.00	\$1,370.35	\$1,811.69	\$2,061.23
<b>8. LATERAL ROAD EXPENSE*****</b>					
	\$0.00	\$0.00	\$0.00	\$0.00	\$0.00
<b>9. BANK SERVICE CHARGES*****</b>					
	\$100.00	\$100.00	\$0.00	\$0.00	\$0.00
<b>TOTAL EXPENDITURES*****</b>	<b>\$831,812.56</b>	<b>\$918,355.08</b>	<b>\$710,267.75</b>	<b>\$616,549.23</b>	<b>\$564,998.17</b>
BALANCE, END OF YEAR - CASH	\$186,251.57	\$135,086.92	\$289,336.38	-\$115,880.34	\$223,080.65
BALANCE, END OF YEAR - C.D./INVESTMENTS	\$0.00	\$0.00	\$100,000.00	\$300,737.77	\$0.00
<b>TOTAL EXPENDITURES &amp; BALANCE*****</b>	<b>\$1,018,064.13</b>	<b>\$1,053,442.00</b>	<b>\$1,099,604.13</b>	<b>\$801,406.66</b>	<b>\$788,078.82</b>

COUNTY ATTORNEY FUND - RECEIPTS	FISCAL YEAR 2017 PROPOSED	FISCAL YEAR 2016 PROPOSED	FISCAL YEAR 2015 ACTUAL	FISCAL YEAR 2014 ACTUAL	FISCAL YEAR 2013 ACTUAL
HOT CHECK FEES	\$1,000.00	\$1,000.00	\$790.00	\$1,250.61	\$1,925.00
INTEREST INCOME	\$0.00	\$0.00	\$0.00	\$0.00	\$0.00
<b>TOTAL RECEIPTS*****</b>	<b>\$1,000.00</b>	<b>\$1,000.00</b>	<b>\$790.00</b>	<b>\$1,250.61</b>	<b>\$1,925.00</b>
BEGINNING BALANCE - CASH	\$1.55	\$1.55	\$1.55	\$1.55	\$1.55
BEGINNING BALANCE - C.D./INVESTMENTS	\$0.00	\$0.00	\$0.00	\$0.00	\$0.00
<b>TOTAL RESOURCES*****</b>	<b>\$1,001.55</b>	<b>\$1,001.55</b>	<b>\$791.55</b>	<b>\$1,252.16</b>	<b>\$1,926.55</b>
ADD TRANSFERS FROM GENERAL FUND	\$77.50	\$77.50	\$60.44	\$95.68	\$147.28
DEDUCT TRANSFERS TO GENERAL FUND	\$0.00	\$0.00	\$0.00	\$0.00	\$0.00
<b>TOTAL AVAILABLE RESOURCES*****</b>	<b>\$1,079.05</b>	<b>\$1,079.05</b>	<b>\$851.99</b>	<b>\$1,347.84</b>	<b>\$2,073.83</b>
COUNTY ATTORNEY FUND - EXPENDITURES	FISCAL YEAR 2017 PROPOSED	FISCAL YEAR 2016 PROPOSED	FISCAL YEAR 2015 ACTUAL	FISCAL YEAR 2014 ACTUAL	FISCAL YEAR 2013 ACTUAL
SECRETARY SALARY	\$1,000.00	\$1,000.00	\$790.00	\$1,250.61	\$1,925.00
FICA MATCH	\$62.50	\$62.50	\$48.98	\$77.54	\$119.35
MEDICARE MATCH	\$15.00	\$15.00	\$11.46	\$18.14	\$27.93
<b>TOTAL EXPENDITURES*****</b>	<b>\$1,077.50</b>	<b>\$1,077.50</b>	<b>\$850.44</b>	<b>\$1,346.29</b>	<b>\$2,072.28</b>
BALANCE END OF YEAR - CASH	\$1.55	\$1.55	\$1.55	\$1.55	\$1.55
BALANCE END OF YEAR - C.D./INVESTMENTS	\$0.00	\$0.00	\$0.00	\$0.00	\$0.00
<b>TOTAL EXPENDITURES AND BALANCE*****</b>	<b>\$1,079.05</b>	<b>\$1,079.05</b>	<b>\$851.99</b>	<b>\$1,347.84</b>	<b>\$2,073.83</b>

CLAY COUNTY OFFICERS FEE FUND--RECEIPTS	FISCAL YEAR 2017 PROPOSED	FISCAL YEAR 2016 PROPOSED	FISCAL YEAR 2015 ACTUAL	FISCAL YEAR 2014 ACTUAL	FISCAL YEAR 2013 ACTUAL
CRIMINAL JUSTICE FEES	\$0.00	\$0.00	\$0.00	\$0.00	\$0.00
COUNTY CLERK FEES & FINES	\$0.00	\$0.00	\$211,882.70	\$208,345.65	\$189,196.26
DISTRICT CLERK FEES & FINES	\$0.00	\$0.00	\$78,122.73	\$81,857.71	\$70,944.48
JUSTICE OF THE PEACE FEE & FINES	\$0.00	\$0.00	\$338,780.40	\$410,564.39	\$564,130.04
SHERIFF FEES	\$0.00	\$0.00	\$2,895.00	\$3,000.00	\$4,035.00
INTEREST INCOME	\$0.00	\$0.00	\$0.00	\$0.00	\$18.63
MISCELLANEOUS REIMBURSEMENTS	\$0.00	\$0.00	\$0.00	\$0.00	\$0.00
JUROR DONATIONS	\$0.00	\$0.00	\$0.00	\$0.00	\$0.00
<b>TOTAL RECEIPTS*****</b>	<b>\$0.00</b>	<b>\$0.00</b>	<b>\$631,680.83</b>	<b>\$701,767.75</b>	<b>\$828,322.41</b>
BEGINNING BALANCE - CASH	\$140,000.00	\$191,777.64	\$191,777.64	\$191,777.64	\$180,271.98
BEGINNING BALANCE - C.D.	\$0.00	\$0.00	\$0.00	\$0.00	\$0.00
<b>TOTAL RESOURCES*****</b>	<b>\$140,000.00</b>	<b>\$191,777.64</b>	<b>\$823,458.47</b>	<b>\$893,545.39</b>	<b>\$1,008,594.39</b>
ADD TRANSFERS FROM _____ FUND	\$0.00	\$0.00	\$0.00	\$0.00	\$0.00
DEDUCT TRANSFERS TO GENERAL FUND	\$0.00	\$0.00	\$0.00	\$0.00	\$0.00
<b>TOTAL AVAILABLE RESOURCES*****</b>	<b>\$140,000.00</b>	<b>\$191,777.64</b>	<b>\$823,458.47</b>	<b>\$893,545.39</b>	<b>\$1,008,594.39</b>
<b>C/C OFFICERS FEE FUND-LIABILITY ACCOUNTS</b>	<b>FISCAL YEAR 2017 PROPOSED</b>	<b>FISCAL YEAR 2016 PROPOSED</b>	<b>FISCAL YEAR 2015 ACTUAL</b>	<b>FISCAL YEAR 2014 ACTUAL</b>	<b>FISCAL YEAR 2013 ACTUAL</b>
DUE TO OTHER FUNDS	\$0.00	\$0.00	\$0.00	\$372,862.09	\$556,086.65
DUE TO OTHER GOVERNMENTS	\$0.00	\$0.00	\$0.00	\$128,021.12	\$201,211.00
DUE TO OTHERS	\$0.00	\$0.00	\$0.00	\$33,274.74	\$59,519.10
TRANSFERS WITHIN	\$0.00	\$0.00	\$0.00	\$0.00	\$0.00
SYSTEM ADDED LIABILITY LINE-ITEM	\$0.00	\$0.00	\$0.00	\$0.00	\$0.00
<b>TOTAL LIABILITY*****</b>	<b>\$0.00</b>	<b>\$0.00</b>	<b>\$0.00</b>	<b>\$532,157.95</b>	<b>\$816,816.75</b>
BALANCE END OF THE YEAR - CASH	\$140,000.00	\$191,777.64	\$823,458.47	\$361,387.44	\$191,777.64
BALANCE END OF THE YEAR - C.D.	\$0.00	\$0.00	\$0.00	\$0.00	\$0.00
<b>TOTAL LIABILITY AND BALANCE*****</b>	<b>\$140,000.00</b>	<b>\$191,777.64</b>	<b>\$823,458.47</b>	<b>\$893,545.39</b>	<b>\$1,008,594.39</b>

RECORDS MANAGEMENT FEE FUND	FISCAL YEAR 2017 PROPOSED	FISCAL YEAR 2016 PROPOSED	FISCAL YEAR 2015 ACTUAL	FISCAL YEAR 2014 ACTUAL	FISCAL YEAR 2013 ACTUAL
COUNTY CLERK FEES & FINES	\$20,000.00	\$20,000.00	\$29,735.00	\$23,187.39	\$12,805.00
BUREAU OF VITAL STATISTICS	\$50.00	\$50.00	\$324.00	\$195.00	\$245.00
ARCHIVE FEES	\$18,000.00	\$18,000.00	\$27,369.00	\$21,555.00	\$12,805.00
INTEREST INCOME	\$0.00	\$0.00	\$0.00	\$0.00	\$77.47
MISCELLANEOUS REIMBURSEMENTS	\$0.00	\$0.00	\$0.00	\$0.00	\$0.00
<b>TOTAL RECEIPTS</b>	<b>\$38,050.00</b>	<b>\$38,050.00</b>	<b>\$57,428.00</b>	<b>\$44,937.39</b>	<b>\$25,932.47</b>
BEGINNING BALANCES-CASH	\$151,000.00	\$151,000.00	\$117,477.30	\$108,696.13	\$117,915.09
BEGINNING BALANCES-C.D./INVESTMENTS	\$0.00	\$0.00	\$0.00	\$0.00	\$0.00
<b>TOTAL AVAILABLE RESOURCES</b>	<b>\$189,050.00</b>	<b>\$189,050.00</b>	<b>\$174,905.30</b>	<b>\$153,633.52</b>	<b>\$143,847.56</b>
<b>RECORDS MANAGEMENT FEE-EXPENDITURES*****</b>					
MISCELLANEOUS EXPENSES	\$4,000.00	\$4,000.00	\$0.00	\$0.00	\$0.00
RECORDS PRESERVATION & AUTOMATION	\$70,000.00	\$70,000.00	\$19,719.04	\$23,105.97	\$23,151.43
ARCHIVE FEES	\$12,000.00	\$12,000.00	\$15,750.00	\$12,000.00	\$12,000.00
BUREAU OF VITAL STATISTICS	\$4,000.00	\$4,000.00	\$0.00	\$1,050.25	\$0.00
BANK SERVICE CHARGES	\$0.00	\$0.00	\$0.00	\$0.00	\$0.00
<b>TOTAL EXPENDITURES</b>	<b>\$90,000.00</b>	<b>\$90,000.00</b>	<b>\$35,469.04</b>	<b>\$36,156.22</b>	<b>\$35,151.43</b>
ENDING BALANCES-CASH	\$99,050.00	\$99,050.00	\$139,436.26	\$117,477.30	\$108,696.13
ENDING BALANCES-C.D./INVESTMENTS	\$0.00	\$0.00	\$0.00	\$0.00	\$0.00
<b>EXPENDITURES AND BALANCES*****</b>	<b>\$189,050.00</b>	<b>\$189,050.00</b>	<b>\$174,905.30</b>	<b>\$153,633.52</b>	<b>\$143,847.56</b>



CLAY COUNTY COURTHOUSE SECURITY FUND-RECEIPTS	FISCAL YEAR 2017 PROPOSED	FISCAL YEAR 2016 PROPOSED	FISCAL YEAR 2015 ACTUAL	FISCAL YEAR 2014 ACTUAL	FISCAL YEAR 2013 ACTUAL
COUNTY CLERK FEES	\$3,000.00	\$3,000.00	\$3,298.00	\$3,457.58	\$3,183.80
DISTRICT CLERK FEES	\$650.00	\$650.00	\$740.00	\$800.00	\$550.00
J.P. COURT FEES	\$7,000.00	\$7,000.00	\$5,510.89	\$7,509.41	\$9,283.75
INTEREST INCOME	\$0.00	\$0.00	\$0.00	\$0.00	\$51.82
MISCELLANEOUS REIMBURSEMENTS	\$0.00	\$0.00	\$0.00	\$0.00	\$0.00
<b>TOTAL RECEIPTS*****</b>	<b>\$10,650.00</b>	<b>\$10,650.00</b>	<b>\$9,548.89</b>	<b>\$11,766.99</b>	<b>\$13,069.37</b>
BEGINNING - CASH	\$94,500.00	\$94,500.00	\$87,793.37	\$85,299.24	\$82,786.15
BEGINNING - C.D./INVESTMENTS	\$0.00	\$0.00	\$0.00	\$0.00	\$0.00
<b>TOTAL RESOURCES*****</b>	<b>\$105,150.00</b>	<b>\$105,150.00</b>	<b>\$97,342.26</b>	<b>\$97,066.23</b>	<b>\$95,855.52</b>
ADD TRANSFERS FROM _____ FUND	\$0.00	\$0.00	\$0.00	\$0.00	\$0.00
DEDUCT TRANSFERS TO _____ FUND	\$0.00	\$0.00	\$0.00	\$0.00	\$0.00
<b>TOTAL AVAILABLE RESOURCES*****</b>	<b>\$105,150.00</b>	<b>\$105,150.00</b>	<b>\$97,342.26</b>	<b>\$97,066.23</b>	<b>\$95,855.52</b>
<b>CLAY COUNTY COURTHOUSE SECURITY FUND - EXPENDITURES</b>	<b>FISCAL YEAR 2017 PROPOSED</b>	<b>FISCAL YEAR 2016 PROPOSED</b>	<b>FISCAL YEAR 2015 ACTUAL</b>	<b>FISCAL YEAR 2014 ACTUAL</b>	<b>FISCAL YEAR 2013 ACTUAL</b>
BAILIFF/DEPUTY SALARY	\$41,000.04	\$41,000.04	\$8,080.00	\$8,835.92	\$8,203.68
FICA MATCH	\$2,563.00	\$2,563.00	\$480.96	\$516.20	\$508.65
MEDICARE MATCH	\$617.00	\$617.00	\$112.47	\$120.74	\$118.95
TCDRS MATCH	\$4,515.00	\$4,515.00	\$0.00	\$0.00	\$0.00
WORKER'S COMPENSATION	\$0.00	\$0.00	\$0.00	\$0.00	\$0.00
UNEMPLOYMENT	\$0.00	\$0.00	\$0.00	\$0.00	\$0.00
HOSP., LIFE & AD&D INSURANCE	\$11,570.00	\$11,570.00	\$0.00	\$0.00	\$0.00
REPAIRS AND REPLACEMENTS/EQUIPMENT	\$2,000.00	\$2,000.00	\$0.00	\$0.00	\$0.00
MISCELLANEOUS EXPENSES/BAILIFF, UNIFORM, CELL PH	\$2,000.00	\$2,000.00	\$0.00	\$0.00	\$0.00
PURCHASE OF EQUIPMENT	\$10,000.00	\$10,000.00	\$0.00	\$0.00	\$1,725.00
BANK SERVICE CHARGE	\$100.00	\$100.00	\$0.00	\$0.00	\$0.00
<b>TOTAL EXPENDITURES*****</b>	<b>\$74,365.04</b>	<b>\$74,365.04</b>	<b>\$8,673.43</b>	<b>\$9,272.86</b>	<b>\$10,556.28</b>
BALANCE, END OF YEAR - CASH	\$30,784.96	\$17,067.00	\$88,668.83	\$87,793.37	\$85,299.24
BALANCE, END OF YEAR - C.D./INVESTMENTS	\$0.00	\$0.00	\$0.00	\$0.00	\$0.00
<b>TOTAL EXPENDITURES &amp; BALANCE*****</b>	<b>\$105,150.00</b>	<b>\$91,432.04</b>	<b>\$97,342.26</b>	<b>\$97,066.23</b>	<b>\$95,855.52</b>

C.C. RECORDS PRESERVATION FUND - RECEIPTS	FISCAL YEAR 2017 PROPOSED	FISCAL YEAR 2016 PROPOSED	FISCAL YEAR 2015 ACTUAL	FISCAL YEAR 2014 ACTUAL	FISCAL YEAR 2013 ACTUAL
COUNTY CLERK FEES	\$500.00	\$500.00	\$550.00	\$835.86	\$3,405.00
DISTRICT CLERK FEES	\$2,000.00	\$2,000.00	\$2,344.31	\$2,588.19	\$1,720.99
INTEREST INCOME	\$0.00	\$0.00	\$0.00	\$0.00	\$11.84
MISCELLANEOUS REIMBURSEMENTS	\$0.00	\$0.00	\$0.00	\$0.00	\$0.00
<b>TOTAL RECEIPTS*****</b>	<b>\$2,500.00</b>	<b>\$2,500.00</b>	<b>\$2,894.31</b>	<b>\$3,404.05</b>	<b>\$5,137.83</b>
BEGINNING BALANCE- CASH DC	\$8,974.18				
BEGINNING BALANCE - CASH-CC	\$11,056.11	\$17,067.00	\$14,270.98	\$19,290.93	\$23,002.60
BEGINNING BALANCE - C.D./INVESTMENTS	\$0.00	\$0.00	\$0.00	\$0.00	\$0.00
<b>TOTAL RESOURCES*****</b>	<b>\$22,530.29</b>	<b>\$19,567.00</b>	<b>\$17,165.29</b>	<b>\$22,694.98</b>	<b>\$28,140.43</b>
ADD TRANSFERS FROM _____ FUND	\$0.00	\$0.00	\$0.00	\$0.00	\$0.00
DEDUCT TRANSFERS FROM _____ FUND	\$0.00	\$0.00	\$0.00	\$0.00	\$0.00
<b>TOTAL AVAILABLE RESOURCES*****</b>	<b>\$22,530.29</b>	<b>\$19,567.00</b>	<b>\$17,165.29</b>	<b>\$22,694.98</b>	<b>\$28,140.43</b>
<b>C.C. RECORDS PRESERVATION FUND-EXPENDITURES</b>	<b>FISCAL YEAR 2017 PROPOSED</b>	<b>FISCAL YEAR 2016 PROPOSED</b>	<b>FISCAL YEAR 2015 ACTUAL</b>	<b>FISCAL YEAR 2014 ACTUAL</b>	<b>FISCAL YEAR 2013 ACTUAL</b>
MISCELLANEOUS EXPENSES-CC	\$0.00	\$0.00	\$0.00	\$0.00	\$0.00
RECORDS PRESERVATION & AUTOMATION-CC	\$11,426.11	\$15,000.00	\$0.00	\$8,424.00	\$8,849.50
BANK SERVICE CHARGE-CC	\$0.00	\$0.00	\$0.00	\$0.00	\$0.00
MISCELLANEOUS EXPENSES-DC	\$0.00				
RECORDS PRESERVATION & AUTOMATION -DC	\$10,330.18				
BANK SERVICE CHARGE-DC	\$0.00				
<b>TOTAL EXPENDITURES*****</b>	<b>\$21,756.29</b>	<b>\$15,000.00</b>	<b>\$0.00</b>	<b>\$8,424.00</b>	<b>\$8,849.50</b>
BALANCE, END OF YEAR- CASH-DC					
BALANCE, END OF YEAR - CASH-CC	\$774.00	\$4,567.00	\$17,165.29	\$14,270.98	\$19,290.93
BALANCE, END OF YEAR - C.D./INVESTMENTS	\$0.00	\$0.00	\$0.00	\$0.00	\$0.00
<b>TOTAL EXPENDITURES &amp; BALANCE*****</b>	<b>\$22,530.29</b>	<b>\$19,567.00</b>	<b>\$17,165.29</b>	<b>\$22,694.98</b>	<b>\$28,140.43</b>

CLAY COUNTY COURT REPORTER SERVICE FUND - RECEIPTS	FISCAL YEAR 2017 PROPOSED	FISCAL YEAR 2016 PROPOSED	FISCAL YEAR 2015 ACTUAL	FISCAL YEAR 2014 ACTUAL	FISCAL YEAR 2013 ACTUAL
DISTRICT CLERK FEES	\$1,200.00	\$1,200.00	\$1,530.00	\$1,560.00	\$1,155.00
INTEREST INCOME	\$0.00	\$0.00	\$0.00	\$0.00	\$13.61
MISCELLANEOUS REIMBURSEMENTS	\$0.00	\$0.00	\$0.00	\$0.00	\$0.00
<b>TOTAL RECEIPTS*****</b>	<b>\$1,200.00</b>	<b>\$1,200.00</b>	<b>\$1,530.00</b>	<b>\$1,560.00</b>	<b>\$1,168.61</b>
BEGINNING BALANCE - CASH	\$25,000.00	\$25,000.00	\$25,079.15	\$24,023.40	\$22,854.79
BEGINNING BALANCE - C.D./INVESTMENTS	\$0.00	\$0.00	\$0.00	\$0.00	\$0.00
<b>TOTAL RESOURCES*****</b>	<b>\$26,200.00</b>	<b>\$26,200.00</b>	<b>\$26,609.15</b>	<b>\$25,583.40</b>	<b>\$24,023.40</b>
ADD TRANSFERS FROM _____ FUND	\$0.00	\$0.00	\$0.00	\$0.00	\$0.00
DEDUCT TRANSFERS FROM _____ FUND	\$0.00	\$0.00	\$0.00	\$0.00	\$0.00
<b>TOTAL AVAILABLE RESOURCES*****</b>	<b>\$26,200.00</b>	<b>\$26,200.00</b>	<b>\$26,609.15</b>	<b>\$25,583.40</b>	<b>\$24,023.40</b>
<b>CC COURT REPORTER SERVICE FUND-EXPENDITURES</b>	<b>FISCAL YEAR 2017 PROPOSED</b>	<b>FISCAL YEAR 2016 PROPOSED</b>	<b>FISCAL YEAR 2015 ACTUAL</b>	<b>FISCAL YEAR 2014 ACTUAL</b>	<b>FISCAL YEAR 2013 ACTUAL</b>
MISCELLANEOUS EXPENSES	\$2,000.00	\$2,000.00	\$0.00	\$504.25	\$0.00
TRANSCRIPTION SERVICES	\$5,000.00	\$5,000.00	\$2,215.52	\$0.00	\$0.00
TRANSCRIPTION MACHINES/EQUIPMENT	\$3,000.00	\$3,000.00	\$0.00	\$0.00	\$0.00
BANK SERVICE CHARGE	\$0.00	\$0.00	\$0.00	\$0.00	\$0.00
<b>TOTAL EXPENDITURES*****</b>	<b>\$10,000.00</b>	<b>\$10,000.00</b>	<b>\$2,215.52</b>	<b>\$504.25</b>	<b>\$0.00</b>
BALANCE, END OF YEAR - CASH	\$16,200.00	\$16,200.00	\$24,393.63	\$25,079.15	\$24,023.40
BALANCE, END OF YEAR - C.D./INVESTMENTS	\$0.00	\$0.00	\$0.00	\$0.00	\$0.00
<b>TOTAL EXPENDITURES &amp; BALANCE*****</b>	<b>\$26,200.00</b>	<b>\$26,200.00</b>	<b>\$26,609.15</b>	<b>\$25,583.40</b>	<b>\$24,023.40</b>

::

CLAY COUNTY JUVENILE CASE MANAGEMENT FUND - RECEIPTS	FISCAL YEAR 2017 PROPOSED	FISCAL YEAR 2016 PROPOSED	FISCAL YEAR 2015 ACTUAL	FISCAL YEAR 2014 ACTUAL	FISCAL YEAR 2013 ACTUAL
JUSTICE OF THE PEACE FEES	\$8,000.00	\$10,000.00	\$7,846.93	\$9,845.57	\$11,486.42
GRANTS RECEIVABLE	\$0.00	\$0.00	\$2,000.00	\$12,000.00	\$0.00
INTEREST INCOME	\$0.00	\$0.00	\$0.00	\$0.00	\$5.17
MISCELLANEOUS INCOME	\$0.00	\$0.00	\$0.00	\$0.00	\$0.00
<b>TOTAL RECEIPTS*****</b>	<b>\$8,000.00</b>	<b>\$10,000.00</b>	<b>\$9,846.93</b>	<b>\$21,845.57</b>	<b>\$11,491.59</b>
BEGINNING BALANCE - CASH	\$1,000.00	\$2,000.00	\$2,524.23	\$4,678.66	\$20,187.07
BEGINNING BALANCE - C.D./INVESTMENTS	\$0.00	\$0.00	\$0.00	\$0.00	\$0.00
<b>TOTAL RESOURCES*****</b>	<b>\$9,000.00</b>	<b>\$12,000.00</b>	<b>\$12,371.16</b>	<b>\$26,524.23</b>	<b>\$31,678.66</b>
ADD TRANSFERS FROM _____ FUND	\$0.00	\$0.00	\$0.00	\$0.00	\$0.00
DEDUCT TRANSFERS FROM _____ FUND	\$0.00	\$0.00	\$0.00	\$0.00	\$0.00
<b>TOTAL AVAILABLE RESOURCES*****</b>	<b>\$9,000.00</b>	<b>\$12,000.00</b>	<b>\$12,371.16</b>	<b>\$26,524.23</b>	<b>\$31,678.66</b>
<b>CLAY COUNTY JUVENILE CASE MANAGEMENT FUND-EXPENDITURES</b>	<b>FISCAL YEAR 2017 PROPOSED</b>	<b>FISCAL YEAR 2016 PROPOSED</b>	<b>FISCAL YEAR 2015 ACTUAL</b>	<b>FISCAL YEAR 2014 ACTUAL</b>	<b>FISCAL YEAR 2013 ACTUAL</b>
MISCELLANEOUS EXPENSES	\$0.00	\$0.00	\$0.00	\$0.00	\$0.00
JUVENILE CASE MANAGEMENT CONTRACT LABOR	\$8,000.00	\$12,000.00	\$12,000.00	\$24,000.00	\$27,000.00
BANK SERVICE CHARGES	\$0.00	\$0.00	\$0.00	\$0.00	\$0.00
<b>TOTAL EXPENDITURES*****</b>	<b>\$8,000.00</b>	<b>\$12,000.00</b>	<b>\$12,000.00</b>	<b>\$24,000.00</b>	<b>\$27,000.00</b>
BALANCE, END OF YEAR - CASH	\$1,000.00	\$0.00	\$371.16	\$2,524.23	\$4,678.66
BALANCE, END OF YEAR - C.D./INVESTMENTS	\$0.00	\$0.00	\$0.00	\$0.00	\$0.00
<b>TOTAL EXPENDITURES &amp; BALANCE*****</b>	<b>\$9,000.00</b>	<b>\$12,000.00</b>	<b>\$12,371.16</b>	<b>\$26,524.23</b>	<b>\$31,678.66</b>

::

CLAY COUNTY COURT TECHNOLOGY FUND - RECEIPTS	FISCAL YEAR 2017 PROPOSED	FISCAL YEAR 2016 PROPOSED	FISCAL YEAR 2015 ACTUAL	FISCAL YEAR 2014 ACTUAL	FISCAL YEAR 2013 ACTUAL
COUNTY CLERK FEES	\$100.00	\$100.00	\$328.00	\$262.12	\$406.40
DISTRICT CLERK FEES	\$50.00	\$50.00	\$123.11	\$104.00	\$56.00
JUSTICE OF THE PEACE FEES	\$5,000.00	\$7,000.00	\$5,518.89	\$7,510.50	\$9,283.27
JP-TIME PAYMENT FEES	\$100.00	\$2,000.00	\$2,110.98	\$2,420.09	\$3,229.13
INTEREST INCOME	\$0.00	\$0.00	\$0.00	\$0.00	\$25.03
MISCELLANEOUS INCOME	\$0.00	\$0.00	\$0.00	\$0.00	\$0.00
BANK SERVICE CHARGES	\$0.00	\$0.00	\$0.00	\$0.00	\$0.00
<b>TOTAL RECEIPTS*****</b>	<b>\$5,250.00</b>	<b>\$9,150.00</b>	<b>\$8,080.98</b>	<b>\$10,296.71</b>	<b>\$12,999.83</b>
BEGINNING BALANCE- CASH -CC	\$1,502.46				
BEGINNING BALANCE - CASH-DC	\$401.45	\$45,500.00	\$39,226.58	\$43,411.42	\$41,803.55
BEGINNING BALANCE- CASH -JP	\$33,336.50				
BEGINNING BALANCE - CASH -JP 1 TIME FEE	\$0.00	\$0.00	\$0.00	\$0.00	\$0.00
<b>TOTAL RESOURCES*****</b>	<b>\$40,490.41</b>	<b>\$54,650.00</b>	<b>\$47,307.56</b>	<b>\$53,708.13</b>	<b>\$54,803.38</b>
ADD TRANSFERS FROM _____ FUND	\$0.00	\$0.00	\$0.00	\$0.00	\$0.00
DEDUCT TRANSFERS FROM _____ FUND	\$0.00	\$0.00	\$0.00	\$0.00	\$0.00
<b>TOTAL AVAILABLE RESOURCES*****</b>	<b>\$40,490.41</b>	<b>\$54,650.00</b>	<b>\$47,307.56</b>	<b>\$53,708.13</b>	<b>\$54,803.38</b>
<b>CLAY COUNTY COURT TECHNOLOGY FUND-EXPENDITURES</b>	<b>FISCAL YEAR 2017 PROPOSED</b>	<b>FISCAL YEAR 2016 PROPOSED</b>	<b>FISCAL YEAR 2015 ACTUAL</b>	<b>FISCAL YEAR 2014 ACTUAL</b>	<b>FISCAL YEAR 2013 ACTUAL</b>
MISCELLANEOUS-CC	\$100.00				
WEBSITE SERVICE CHARGE-CC	\$0.00				
SOFTWARE, HARDWARE, & NETWORKING EXPENSES-CC	\$0.00				
DOCKET MANAGEMENT EXPENSES-CC	\$0.00				
BANK SERVICE CHARGE-CC	\$0.00				
MISCELLANEOUS-DC	\$50.00				
WEBSITE SERVICE CHARGE-DC	\$0.00				
SOFTWARE, HARDWARE, & NETWORKING EXPENSES-DC	\$0.00				
DOCKET MANAGEMENT EXPENSES-DC	\$0.00				
BANK SERVICE CHARGE-DC	\$0.00				
MISCELLANEOUS EXPENSES-JP	\$200.00	\$200.00	\$0.00	\$0.00	\$0.00
WEBSITE SERVICE CHARGE-JP	\$3,000.00	\$3,000.00	\$1,100.00	\$1,300.00	\$1,200.00
SOFTWARE, HARDWARE, & NETWORKING EXPENSES-JP	\$14,000.00	\$14,000.00	\$1,500.00	\$7,872.11	\$7,317.66
DOCKET MANAGEMENT EXPENSES-JP	\$16,000.00	\$16,000.00	\$1,603.70	\$5,309.44	\$2,874.30
JP-TIME PAYMENT FEE EXPENSES-JP	\$1,000.00	\$1,000.00	\$0.00	\$0.00	\$0.00
BANK SERVICE CHARGES-JP	\$100.00	\$100.00	\$0.00	\$0.00	\$0.00
<b>TOTAL EXPENDITURES*****</b>	<b>\$34,450.00</b>	<b>\$34,300.00</b>	<b>\$4,203.70</b>	<b>\$14,481.55</b>	<b>\$11,391.96</b>
BALANCE, END OF YEAR - CASH-CC	\$1,502.46	\$20,350.00	\$43,103.86	\$39,226.58	\$43,411.42
BALANCE, END OF YEAR- CASH-DC	\$401.45				
BALANCE, END OF YEAR - CASH- JP	\$4,036.50	\$0.00	\$0.00	\$0.00	\$0.00
<b>TOTAL EXPENDITURES &amp; BALANCE*****</b>	<b>\$40,490.41</b>	<b>\$54,650.00</b>	<b>\$47,307.56</b>	<b>\$53,708.13</b>	<b>\$54,803.38</b>

CLAY COUNTY MEMORIAL HOSPITAL FUND-RECEIPTS:	FISCAL YEAR 2017 PROPOSED	FISCAL YEAR 2016 PROPOSED	FISCAL YEAR 2015 ACTUAL	FISCAL YEAR 2014 ACTUAL	FISCAL YEAR 2013 ACTUAL
GRANT RECEIVABLES	\$0.00	\$0.00	\$0.00	\$0.00	\$0.00
INTEREST INCOME	\$0.00	\$0.00	\$196.93	\$1,587.68	\$25,805.55
MISCELLANEOUS/INCOME	\$0.00	\$0.00	\$0.00	\$0.00	\$0.00
MISCELLANEOUS/REIMBURSEMENTS	\$0.00	\$0.00	\$0.00	\$0.00	\$1,489.76
RECEIPTS/DAILY DEPOSITS	\$2,327,204.40	\$2,541,957.34	\$2,506,929.08	\$2,659,744.93	\$2,173,574.81
ACH/MDCR & MDCD PAYMENTS (PRIOR YEARS AND ESTIMATES INCLUDED CO. SUBSIDY)	\$3,490,806.60	\$3,990,925.66	\$4,222,344.91	\$4,682,245.06	\$3,517,845.34
<b>TOTAL RECEIPTS: *****</b>	<b>\$5,818,011.00</b>	<b>\$6,532,883.00</b>	<b>\$6,729,470.92</b>	<b>\$7,343,577.67</b>	<b>\$5,718,716.46</b>
BEGINNING BALANCE: CASH	\$812,641.00	\$472,882.89	\$1,113,244.79	\$1,136,827.06	\$849,086.10
BEGINNING BALANCE: INVESTMENTS/CD	\$0.00	\$850,000.00	\$801,571.79	\$600,202.33	\$1,615,544.85
<b>TOTAL RESOURCES: *****</b>	<b>\$6,630,652.00</b>	<b>\$7,856,765.89</b>	<b>\$8,644,287.50</b>	<b>\$9,080,607.06</b>	<b>\$8,183,346.41</b>
ADD TRANSFERS FROM GENERAL FUND:	\$100,000.00	\$150,000.00	\$100,000.00	\$100,000.00	\$75,000.00
DEDUCT TRANSFERS:	\$0.00	\$0.00	\$0.00	\$0.00	\$0.00
DEDUCTIONS (BAD DEBTS/MEDICARE/MEDICAID):	\$0.00	\$0.00	\$0.00	\$0.00	\$0.00
<b>TOTAL AVAILABLE RESOURCES: *****</b>	<b>\$6,730,652.00</b>	<b>\$8,005,765.89</b>	<b>\$8,744,287.50</b>	<b>\$9,180,607.06</b>	<b>\$8,258,346.41</b>
<b>CLAY COUNTY MEMORIAL HOSPITAL FUND-EXPENDITURES:</b>	<b>FISCAL YEAR 2017 PROPOSED</b>	<b>FISCAL YEAR 2016 PROPOSED</b>	<b>FISCAL YEAR 2015 ACTUAL</b>	<b>FISCAL YEAR 2014 ACTUAL</b>	<b>FISCAL YEAR 2013 ACTUAL</b>
MISCELLANEOUS EXPENSES	\$0.00	\$0.00	\$0.00	\$0.00	\$0.00
ACCOUNTS PAYABLE DISBURSEMENTS	\$3,250,833.00	\$4,033,511.00	\$4,002,877.65	\$3,475,079.24	\$2,828,319.22
PAYROLL DISBURSEMENTS	\$2,885,164.00	\$2,954,397.00	\$3,909,841.57	\$3,781,189.71	\$3,692,997.80
GRANTS PAID OUT	\$0.00	\$0.00	\$0.00	\$0.00	\$0.00
BANK SERVICE CHARGE	\$3,000.00	\$3,000.00	\$0.00	\$150.00	\$0.00
<b>TOTAL EXPENDITURES: *****</b>	<b>\$6,138,997.00</b>	<b>\$6,990,908.00</b>	<b>\$7,912,719.22</b>	<b>\$7,256,418.95</b>	<b>\$6,521,317.02</b>
BALANCE END OF THE YEAR CASH:	\$591,655.00	\$514,857.89	\$229,799.56	\$1,122,616.32	\$1,136,827.06
BALANCE END OF THE YEAR INVESTMENTS/CD:	\$0.00	\$500,000.00	\$601,788.72	\$801,571.79	\$600,202.33
<b>TOTAL EXPENDITURES AND BALANCE:</b>	<b>\$6,730,652.00</b>	<b>\$8,005,765.89</b>	<b>\$8,744,287.50</b>	<b>\$9,180,607.06</b>	<b>\$8,258,346.41</b>

RECAPITULATION OF BUDGET  
BY FUNDS FOR FISCAL YEAR 2017

ITEMS	GENERAL FUND	CLAY COUNTY PRECINCT NO. 1 FUNDS	CLAY COUNTY PRECINCT NO. 2 FUNDS	CLAY COUNTY PRECINCT NO. 3 FUNDS	CLAY COUNTY PRECINCT NO. 4 FUNDS	SUBTOTAL OF FUNDS
<b>TOTAL RECEIPTS</b>	\$4,893,814.37	\$368,317.64	\$322,335.26	\$486,395.81	\$583,788.13	<b>\$6,654,651.21</b>
Beginning (CASH)	\$322,000.00	\$396,000.00	\$239,862.00	\$359,542.00	\$399,276.00	<b>\$1,716,680.00</b>
Balances (CD/INVESTMENTS)	\$1,250,000.00	\$0.00	\$0.00	\$0.00	\$0.00	<b>\$1,250,000.00</b>
<b>TOTAL RESOURCES</b>	<b>\$6,465,814.37</b>	<b>\$764,317.64</b>	<b>\$562,197.26</b>	<b>\$845,937.81</b>	<b>\$983,064.13</b>	<b>\$9,621,331.21</b>
Add						
Transfer In	\$0.00	\$35,000.00	\$35,000.00	\$35,000.00	\$35,000.00	<b>\$140,000.00</b>
Add						
Transfer Out	\$240,077.50	\$0.00	\$0.00	\$0.00	\$0.00	<b>\$240,077.50</b>
<b>AVAILABLE RESOURCES</b>	<b>\$6,225,736.87</b>	<b>\$799,317.64</b>	<b>\$597,197.26</b>	<b>\$880,937.81</b>	<b>\$1,018,064.13</b>	<b>\$10,001,408.71</b>
<b>APPROVED BUDGETED EXPENDITURES</b>	<b>\$5,721,977.13</b>	<b>\$659,634.55</b>	<b>\$547,084.55</b>	<b>\$750,306.33</b>	<b>\$831,812.56</b>	<b>\$8,510,815.12</b>
ENDING (CASH)	\$503,759.74	\$139,683.09	\$50,112.71	\$130,631.48	\$186,251.57	<b>\$1,010,438.59</b>
BALANCES (CD/INVESTMENTS)	\$0.00	\$0.00	\$0.00	\$0.00	\$0.00	<b>\$0.00</b>
<b>EXPENDITURES AND BALANCES</b>	<b>\$6,225,736.87</b>	<b>\$799,317.64</b>	<b>\$597,197.26</b>	<b>\$880,937.81</b>	<b>\$1,018,064.13</b>	<b>\$9,521,253.71</b>

ITEMS	COUNTY ATTORNEY HOT CHECK FUNDS	CLAY COUNTY RECORDS PRESERVATION	CLAY COUNTY RECORDS MANAGEMENT	CLAY COUNTY COURTHOUSE SECURITY FUNDS	CLAY COUNTY COURT REPORTER FUNDS	SUBTOTAL OF FUNDS
<b>TOTAL RECEIPTS</b>	\$1,000.00	\$2,500.00	\$38,050.00	\$10,650.00	\$1,200.00	\$53,400.00
Beginning (CASH) Balances (CD/INVESTMENTS)	\$1.55 \$0.00	\$20,030.29 \$0.00	\$151,000.00 \$0.00	\$94,500.00 \$0.00	\$25,000.00 \$0.00	\$290,531.84 \$0.00
<b>TOTAL RESOURCES</b>	\$1,001.55	\$22,530.29	\$189,050.00	\$105,150.00	\$26,200.00	\$343,931.84
Add Transfer In	\$77.50	\$0.00	\$0.00	\$0.00	\$0.00	\$77.50
Add Transfer Out	\$0.00	\$0.00	\$0.00	\$0.00	\$0.00	\$0.00
<b>AVAILABLE RESOURCES</b>	\$1,079.05	\$22,530.29	\$189,050.00	\$105,150.00	\$26,200.00	\$344,009.34
APPROVED BUDGETED EXPENDITURES	\$1,077.50	\$21,756.29	\$90,000.00	\$74,365.04	\$10,000.00	\$197,198.83
ENDING (CASH) BALANCES (CD/INVESTMENTS)	\$1.55 \$0.00	\$774.00 \$0.00	\$99,050.00 \$0.00	\$30,784.96 \$0.00	\$16,200.00 \$0.00	\$146,810.51 \$0.00
<b>EXPENDITURES AND BALANCES</b>	\$1,079.05	\$22,530.29	\$189,050.00	\$105,150.00	\$26,200.00	\$344,009.34



ITEMS	CLAY COUNTY COURT TECHNOLOGY FUND	CLAY COUNTY HOSPITAL FUND	CLAY COUNTY JUVENILE CASE MANAGEMENT	SUB TOTAL	GRAND TOTAL ALL FUNDS
<b>TOTAL RECEIPTS</b>	\$5,250.00	\$5,818,011.00	\$8,000.00	\$5,831,261.00	\$12,539,312.21
Beginning (CASH) Balances (CD/INVESTMENTS)	\$35,240.41 \$0.00	\$812,641.00 \$0.00	\$1,000.00 \$0.00	\$848,881.41 \$0.00	\$2,856,093.25 \$1,250,000.00
<b>TOTAL RESOURCES</b>	\$40,490.41	\$6,630,652.00	\$9,000.00	\$6,680,142.41	\$16,645,405.46
Add Transfer In	\$0.00	\$100,000.00	\$0.00	\$100,000.00	\$240,077.50
Add Transfer Out(Bad Debts)	\$0.00	\$0.00	\$0.00	\$0.00	\$240,077.50
<b>AVAILABLE RESOURCES</b>	\$40,490.41	\$6,730,652.00	\$9,000.00	\$6,780,142.41	\$17,125,560.46
APPROVED BUDGETED EXPENDITURES	\$34,450.00	\$6,138,997.00	\$8,000.00	\$6,181,447.00	\$14,889,460.95
ENDING (CASH) BALANCES (CD/INVESTMENTS)	\$5,940.41 \$0.00	\$591,655.00 \$0.00	\$1,000.00 \$0.00	\$598,595.41 \$0.00	\$1,755,844.51 \$0.00
<b>EXPENDITURES AND BALANCES</b>	\$40,490.41	\$6,730,652.00	\$9,000.00	\$6,780,142.41	\$16,645,405.46